

Pony Club®



Dressage Rulebook *2025*

THE USPC PLEDGE

As a Member of the United States Pony Club, I stand for the best in sportsmanship as well as in horsemanship. I shall compete for the enjoyment of the game well played and take winning or losing in stride, remembering that without good manners and good temper, sport loses its cause for being. I shall endeavor to maintain the best tradition of the ancient and noble skill of horsemanship, always treating my mount with consideration due a partner.

USPC MISSION STATEMENT

The United States Pony Clubs, Inc. is an educational organization which builds the foundations of teamwork and sportsmanship through riding, mounted sports, care of horses and ponies, while developing and enhancing leadership, confidence, responsibility, and a sense of community in its youth and adult members.

USPC VISION STATEMENT

To be the leading source and voice of education in horse care, safety, and equestrian pursuits.

Introduction

The object of Dressage is the harmonious development of the mount in both mind and body. Every mount, regardless of its type or use, can benefit from this training. Dressage requires the mount and rider to combine strength and agility with the elegance and beauty of ballet.

Competitions

Competitions are held at many levels, beginning with Introductory and Training Level, and continuing through nine levels to Grand Prix. A Dressage test is a series of movements, performed at various gaits, designed to test the rider's ability to communicate with their mount. Each movement is performed at a specified point in the arena and is scored individually on a scale from 0 to 10. A score of 0 means no portion of the movement was executed, while a score of 10 shows excellent execution. The individual scores are added and then calculated as a percentage of possible points to come up with a final score. The highest percentage wins the class.

USPC CORE VALUES

Horsemanship with respect to healthcare, nutrition, stable management, handling and riding a mount safely, correctly and with confidence.

Organized teamwork including cooperation, communication, responsibility, leadership, mentoring, teaching and fostering a supportive yet competitive environment.

Respect for the mount and self through horsemanship; for land through land conservation; and for others through service and teamwork.

Service by providing an opportunity for members, parents, and others to support the Pony Club program locally, regionally and nationally through volunteerism.

Education at an individual pace to achieve personal goals and expand knowledge through teaching of.

Tests are different for each level and are written so there is a way to consistently measure the mount's progress through the levels. Judges are looking for accuracy, obedience, suppleness of the mount, quality of the gaits, and the rider's use of the aids. There are also musical freestyle Dressage tests for individual riders, pairs, and groups of four or more.

Dressage in Pony Club

Pony Club offers many ways to compete in and learn about the sport of Dressage. Members can participate in a Dressage rally—a competition where members compete as a team and are judged not only on their riding skills, but also how well they take care of their mounts. Pony Club offers Dressage Certifications from the very basic D-2 level all the way through the highest level of accomplishment, the A level. Certifications are a series of tests completed by members as they gain skills and abilities in both Horse Management and riding. Certifications provide a way to measure the rider's skill set as they progress in their riding careers.

© 2025 The United States Pony Clubs, Inc. (USPC)

4041 Iron Works Parkway, Lexington, Kentucky 40511-8462 • (859) 254-7669 • Fax (859) 233-4652
Copying permitted for internal use only by members and volunteers of The United States Pony Clubs

Table of Contents

SECTION I: USPC Uniform

Officiation Rules

Article 1—Rally Definition	1
Article 2—Governing Rules.....	1
Article 3—Responsibility.....	1
Article 4—Legal Liability.....	1
Article 5—Member Participation and Eligibility	2
Article 6—Member in Good Standing	2
Article 7—Code of Conduct Expectations	2
Article 8—Substances and Weapons.....	2
Article 9—Mounts	3
Article 10—Substitution of Mounts	3
Article 11—Sharing of Mounts	3
Article 12—Veterinary Care and Medications	3
Article 13—Cruelty to and Abuse of a Mount.....	3
Article 14—Dangerous Riding	4
Article 15—Safety	4
Article 16—Heat Related Information	5
Article 17—Concussion and Return to Play	6
Article 18—Unauthorized and Permitted Assistance	6
Article 19—Excused.....	6
Article 20—Elimination	7
Article 21—Disqualification.....	7

SECTION II: General Regulations

Chapter 1—Team Composition

Article 22—Team Formation.....	8
Article 23—Team Configuration.....	8
Article 24—Team Captains	8
Article 25—Stable Managers	8
Article 26—Mount Specifications	8
Article 27—Chaperones/Emergency Contacts.....	8
Article 28—Coaches and Coaching	9

Chapter 2—Competition Levels and Divisions

Article 29—Competition Levels	9
Article 30—Competition Divisions.....	9
Article 31—Championships Divisions—Minimum Age and Certifications	9
Article 32—Championships Eligibility Process	9
Article 33—Eligibility Requirements for C-3/B/A Certified Members.....	10
Article 34—Exceptions to Competition Eligibility Requirements for Championships	10

Chapter 3—Presentation of Competitor and Mount

Article 35—Competitor Identification	10
Article 36—Competitor Attire	10
Musical Tests Costume Attire.....	12
Article 37—Bits, Saddlery and Equipment	13

Article 38—Competitor and Horse Inspections.....	14
--	----

SECTION III: Competition

Article 39—Competition Format	15
Article 40—Competition Schedule	15

Chapter 1—Arenas

Article 41—Dimensions and Nature of the Competition Arenas.....	15
Article 42—Schooling Area/Warm-Up	15

Chapter 2—Types of Classes

Article 43—Technical Tests.....	15
Article 44—Scoring of Technical Tests	16
Article 45—Musical Tests	16
Article 46—Scoring of Musical Tests	17
Article 47—Optional Classes.....	18

Chapter 3—Rules Governing the Dressage Test

Article 48—Judging of Test	18
Article 49—Calling of Tests	18
Article 50—Voice	19
Article 51—Errors.....	19

SECTION IV: Scoring

Article 52—Points and Penalties	20
Article 53—Inquiries, Protests, and Appeals	20
Article 54—Scoring of Excused	21
Article 55—Scoring of Elimination.....	21
Article 56—Scoring of Disqualification	22
Article 57—Team Scoring.....	22
Article 58—Individual Scoring	23
Article 59—Posting of Scores.....	23
Article 60—Placing of Teams.....	23

SECTION V: Officiation

Article 61—Rally Organizer	24
Article 62—Technical Delegate	24
Article 63—Discipline Ground Jury	24
Article 64—President of the Discipline Ground Jury	25
Article 65—Championships Overall Ground Jury	25
Article 66—Horse Management Judges	25
Article 67—Chief Horse Management Judge	25
Article 68—Dressage Judges	25
Article 69—Inspection Panel.....	25
Article 70—Veterinarian	25
Article 71—Chief Scorekeeper	26
Article 72—Required Medical Personnel.....	26

SECTION VI: Appendices

Appendix I: Mounted Competition Scoring Inquiry/ Protest/Appeal Form.....	28
--	----

Table of Contents

Appendix II: Heat Illness and Heat Index Chart	30	Appendix VI: Dressage Coaching Guidelines Form..	37
Appendix III: Chaperone and Emergency Contact Information	31	Appendix VII: Dressage Yellow (Warning) Card	38
Appendix IV: Junior/Senior Team Formation.....	34	Appendix VIII: Permitted Bits and Nosebands	39
Appendix V: USPC Dressage Rally TD's Report	35	Appendix IX: Dressage Arenas	41

Resource List

- USPC website www.ponyclub.org
- USPC Dressage webpage www.ponyclub.org/learn/disciplines/dressage
- USEF website www.usef.org
- USDF website www.usdf.org
- USEF/USDF Dressage Tests www.usdf.org/downloads/forms/index.asp?TypePass=Tests
- USDF L Graduates www.usdf.org/about/contact/graduates.asp

Reminder: This is a new Rulebook for 2025. Additions, deletions and changes have been made since the last rulebook was issued. Be sure to read the entire publication carefully so you will be aware of all the rules for the upcoming rally season.

This rulebook should be kept in a 3-ring binder to allow for addition of revisions and new instructional sections. Do not remove pages from your rulebook; be sure to make copies of all forms and charts before writing on them.

These rules are based on copyrighted Rules of the U.S. Equestrian Federation and are printed with the permission of the USEF, which neither sponsors nor is responsible for their publication or implementation at any United States Pony Club event.

SECTION I: USPC Uniform Officiation Rules

Article 1—Rally Definition

Pony Club rallies are team competitions, whether competing unmounted or mounted. All mounted rallies (standard and modified) must include riding and Horse Management competitions. Mounted rallies may run within the framework of a local or recognized show. A rally may take place all in one day or may span several days.

This rulebook is intended to establish standards for United States Pony Clubs (USPC) rallies. Organizers of competitions should work with their regional supervisors (RS) to offer the levels and divisions that they feel are appropriate for their local needs. It is the responsibility of the organizer and RS to offer the appropriate standard or modified rallies and divisions for their members wishing to become eligible for Championships.

Regions may host more than one rally per discipline in the same year. In modified rallies and divisions, organizers and RSs may make rule allowances based on the competitor's needs. Competitors aiming for Championships must strictly follow all attire and equipment specifications. Organizers must outline any rule adjustments in the entry information. Criteria for standard and modified rallies are listed below.

Standard Rallies

Standard rallies are always preferred. These rallies specifically follow all the rules outlined in the discipline rulebooks including utilizing a Chief Horse Management Judge (CHMJ) from the approved CHMJ list on the USPC website, and any other specified licensed officials. Certain divisions of Championships require the member to attend a standard rally.

Modified Rallies

Modified rallies do not explicitly follow the discipline rulebooks and generally occur because of limited resources. Attendance of a modified rally makes some members eligible for the modified divisions of Championships.

Each year, regions should host rallies and are encouraged to work cooperatively with other regions to host joint rallies as appropriate. At all levels, organizers are encouraged to keep rallies simple and inexpensive. Local and regional rallies are team competitions involving club/centers from only one region. Interregional rallies are team competitions between two or more regions.

If an individual's region does not offer a rally in the desired discipline, they may earn eligibility in another region upon obtaining approval from the RS in both regions.

Rally competitions are normally held in a team format, but sometimes members compete as individuals based on the needs of the hosting group. In all rallies, teams should be recognized for their achievements in the competition. In mounted rallies, team/competitor placings will be based on a combination of their riding scores and their Horse Management scores. Separate Horse Management awards are often given for the team/individual with the lowest Horse Management penalties.

Article 2—Governing Rules

With regards to standard rallies, this rulebook is a precise specification of rules that must be followed. For modified rallies/divisions/competitors, this rulebook should be viewed as a guide that can be adjusted by the rally organizer/RS to best meet the needs of the region. Modifications should be listed in the rally entry information. Additional governing documents for all rallies are the following:

- Annual Discipline Newsletters
- USPC Horse Management Handbook (current edition)
- Official Amendments and Clarifications from USPC
- Appropriate parent organization rulebooks (i.e. USEF, APA). If the rally is being run in conjunction with a recognized event, the parent organization rulebook will supersede this rulebook. If the rally is not being run in conjunction with a recognized event, then this rulebook is to be followed.

Since rules cannot provide for every eventuality (unforeseen or exceptional circumstance), it is the obligation of the discipline ground jury to make decisions in a sporting spirit and to follow as closely as possible the intention of these rules. If there is an inconsistency, the discipline rulebook takes precedence over the Horse Management Handbook.

These rules are based on copyrighted rules of the U.S. Equestrian Federation (USEF) and are printed with the permission of USEF, which neither sponsors nor is responsible for their publication or implementation at any USPC event.

Article 3—Responsibility

All competitors are ultimately responsible for knowing these rules and complying with them. The appointment of an official, whether or not provided for in these rules, does not absolve the competitor from such responsibility.

Article 4—Legal Liability

Neither the USPC, host club/center/region(s), the organizer, competition officials, staff, nor any other person acting on behalf of the organizer, shall be held liable for any loss, damage, accident, injury, or illness to competitors, mounts or to any other person or property whatsoever.

SECTION I: USPC Uniform Officiation Rules

Article 5—Member Participation and Eligibility

Participation in Rallies

At local, regional, and inter-regional rallies, participants

- May be of any age or certification
- Must be a member in good standing, must have paid all local, regional, and national dues, and insurance fees
- Must be a member on record with the USPC National Office at the time of the rally

Members, parents, and anyone participating in USPC activities must all abide by the applicable Code of Conduct. Members seeking Championships eligibility must meet the eligibility criteria outlined in this document. The member's age as of January 1 shall be the age of record throughout the competition year.

Competitors and mounts are expected to participate in all aspects of the rally including briefings, horse inspections, mounted competition, and Horse Management. For overnight rallies, all mounts are expected to stay on the competition grounds unless the competitor makes other arrangements with the rally organizer prior to the start of the competition.

While competitors are expected to participate fully in the rally, they are encouraged to get out of the barn if their mount is properly cared for with food and water. Based on the competition schedule, competitors may leave the rally grounds during competition hours.

If a mount is removed from the competition grounds without prior consultation with the rally organizer, the competitor may be penalized by the ground jury.

Championships Competitor Age and Certification

District commissioners (DCs) and center administrators (CAs) are responsible for the eligibility of competitors and mounts at all rallies. It is the responsibility of DCs/CAs and club/center primary instructors:

- To see that mounts and riders are entered in rallies at the appropriate level.
- All competitors are aware of health requirements (i.e., Coggins, immunizations, and state health certificates with valid dates).
- Entry forms are complete and submitted to the rally secretary on time.
- All Pony Club members in their jurisdiction have access to a copy of the current USPC discipline rulebook, current USPC Horse Management Handbook (HMH), current USPC discipline annual newsletter(s), and any other relevant information from the USPC Competitions Committee or the organizer of a specific rally where they will be competing.

Each discipline/division has minimum age and certification requirement for participation in Championships. Championships competitors must meet the age requirement based on January

1 of the Championships' competition year. They must have competed at the minimum or higher certification level at a standard or modified rally. Any standard rallies should base their division entry status on the competitor's age for the following year and all rallies should take into account planned advancements in certification level.

Article 6—Member in Good Standing

(Policy 1002) Members are considered in good standing if they are current with all dues and fees owed the registered club/riding center program, region, USPC, and have met all compliance requirements.

Article 7—Code of Conduct Expectations

The officials of the competition may immediately suspend or expel any individual from the competition upon consulting with the discipline ground jury for anyone not conforming to the Code of Conduct.

DCs, CAs, RSs, rally organizers, officials and judges must be familiar with, and enforce, the Participating Member and Adult Code of Conduct.

Participating Member Code of Conduct

The United States Pony Clubs, Inc. is proud of its reputation for good sportsmanship, horsemanship, teamwork and well-behaved members. The USPC expects appropriate behavior from all members, parents, and others participating in any USPC activity. Inappropriate behavior may include, but is not limited to: possession, use or distribution of any illegal drugs or alcohol; profanity, vulgar language or gestures; harassment (i.e., using words or actions that intimidate, threaten or persecute others before, during or following USPC activities); failure to follow rules; cheating; and abusing a mount.

Adult Code of Conduct

The United States Pony Clubs, Inc. is proud of its reputation for good sportsmanship, horsemanship, teamwork and well-behaved members. It expects no less from the parents, guardians, adult family members, or others who volunteer for the organization. The USPC expects appropriate behavior when participating in any Pony Club activity. Inappropriate behavior may include, but not be limited to: profanity, vulgar language or gestures; harassment (e.g., using words or actions that intimidate, threaten or persecute others before, during or following any Pony Club activity); failure to follow rules; cheating; or abusive behavior.

"I understand that USPC activities operate under the governance of USPC and are subject to all applicable USPC By-laws, Policies, Rules and Regulations. I understand that I have access to these By-laws, Policies, Rules and Regulations and that it is my responsibility to read them. I agree to adhere to these By-laws, Policies, Rules, Regulations and this Code of Conduct. Failure to do so may, at the discretion of USPC, result in being restricted from attendance or participation in Pony Club activities."

SECTION I: USPC Uniform Officiation Rules

Article 8—Substances and Weapons

(Policy 0500) In the interest in the safety and welfare of all, it is the policy of the Board of Governors, during any Pony Club activities, to prohibit the inappropriate or illegal use of any substance, including but not limited to drugs or alcohol, by anyone participating in any manner. Weapons of any kind are forbidden.

Article 9—Mounts

(Policy 0840) Mounts used at a regional or interregional rally should be the participant's regular USPC mount, and accustomed to being handled by its rider without adult supervision. A participant may use a different mount only with the advance permission of the DC/CA and RS.

Ownership of a mount is not a prerequisite for membership in USPC. The responsibility for obtaining a suitable mount for mounted activities rests with the individual or parents/guardians of the individual member.

Per USPC Policy 0840 suitable mounts are defined as follows:

1. Stallions are not considered suitable mounts.
2. Mounts must be serviceably sound, in good overall health, and in condition for the activity in question.
3. Mounts must be appropriate for the certification level of the rider and must be at a level of training to participate safely in the activity.
4. Except as noted below, mounts must be at least five (5) years of age in order to participate in USPC competitive, instructional, and recreational programs and activities. In establishing the age of mounts, the first year is considered to be January 1 following the date of foaling.
5. Members holding a riding certification of C-1 and above may participate in all USPC activities on an appropriate mount at least four (4) years of age.

A mount must be excused from any activity if in the opinion of the instructor, examiner, or appropriate authority, it is unsafe either to its rider or to other riders or mounts.

Article 10—Substitution of Mounts

For all mounted rallies (except Tetrathlon), mount and rider become eligible for Championships as a team. Therefore, a competitor must enter Championships only on the mount on which they earned eligibility.

In extraordinary circumstances, after becoming eligible for Championships, a substitute mount may be requested via the online application a minimum of five days before Championships move-in by the RS. The panel reviews each application to verify the substitute mount meets the same mount eligibility requirements as the original entry. Refer to the Mount Substitution application found on the USPC website.

- Mounted Games and Polocrosse teams may bring a spare mount for the competition. See Section II and III for additional information (Discipline Rulebooks).
- Tetrathlon mounts need not have participated in a regional rally prior to Championships participation.

Article 11—Sharing of Mounts

In some disciplines and in some competitions, the sharing of mounts may be allowed. At regional rallies, the rally organizer, in consultation with the RS, may allow for the sharing of mounts by competitors. For Championships, requests for shared mounts must be submitted using the Mount Substitution online application found on the USPC website. Each request will be reviewed on a case-by-case basis, for approval or denial. Determination of shared mounts must take into consideration the discipline, competition schedule, and suitability of mount. The welfare of the mount will be the highest priority in this situation and all competitors must agree that if the horse management, judges, technical delegate (TD)/steward, or organizers on-site feel that the health of the mount is in jeopardy at any time, they may be removed from the rest of the riding portion of the competition.

Article 12—Veterinary Care and Medications

(Policy 0860 and 0860 P.1) To promote the safety and welfare of Pony Club members, their mounts, and provide fair and unbiased competitions, the Policy of the Board of Governors is that all mounts in USPC sponsored activities be serviceably sound and healthy. The definition of serviceably sound may vary based on the mount's duties and competition level.

Medications may be administered to mounts, provided their use does not create an unfair advantage or allow an unfit mount to participate as determined by the rally officials.

It is the owner/rider's responsibility, in coordination with a veterinarian, to determine what medication(s) are appropriate.

Competitors participating in USPC rallies held in conjunction with other competitions may be subject to medication rules of other organizations in addition to those of USPC.

Additional requirements and information:

- Any mount receiving medication for chronic conditions must have medications listed on their stall card.
- Mounts requiring medications for acute conditions treated by a veterinarian, the competitor/parent, or owner, must coordinate with responsible party for the activity or Horse Management staff prior to administration.
- Medication is defined as any substance that is not water, salt, electrolytes, or a supplement, and is not considered a normal foodstuff.

SECTION I: USPC Uniform Officiation Rules

Article 13—Cruelty to and Abuse of a Mount

Cruelty to or the abuse of a mount present on the grounds of any competition is forbidden and renders the offender subject to penalty. The organizing committee will bar violators from further participation for the remainder of the competition.

Any action(s) against a mount by a competitor or other person, which are deemed excessive by a judge, steward, TD or competition veterinarian, in the competition ring or anywhere on the competition grounds may be punished by official warning, elimination, or other sanctions which may be deemed appropriate by the organizing committee. Such action(s) may include, but are not limited to, excessive use of the whip or spurs.

USPC, judges, stewards, or TDs may appoint a veterinarian to inspect any animal on competition grounds or entered to compete. Refusal to submit an animal for examination by an authorized veterinarian after notification shall constitute a violation.

The following are included under the words cruelty and abuse but are not limited thereto:

1. Abuse. Any act or series of actions that, in the opinion of a judge, TD, steward, member of the discipline ground jury, or other rally official can clearly and without doubt be defined as abuse of mounts shall be penalized by disqualification. Such acts include, but are not limited to:
 - Riding an exhausted mount.
 - Excessive pressing of a tired mount.
 - Excessive use of whip and/or spurs, and/or bit.
 - Striking a mount in front of the shoulder.
 - Riding an obviously lame mount.
2. Rapping. All rapping (poling) is forbidden.
3. Whip. The use of the whip must be for a good reason, at an appropriate time, in the right place, and with appropriate severity.
 - Reason—The whip must only be used either as an aid to encourage the mount forward, or as a reprimand. It must never be used to vent a rider's temper. Such use is always excessive.
 - Time—As an aid, the only appropriate time is when a mount is reluctant to go forward under normal aids of the seat and legs. As a reprimand, the only appropriate time is immediately after a mount has been disobedient (e.g., napping or refusing). The whip should not be used after elimination. The whip should not be used after a mount has jumped the last fence on a course or completed the last obstacle.
 - Place—As an aid to go forward, the whip may be used down the shoulder or behind the rider's leg. As a reprimand, it must only be used behind the rider's leg. It must never be used overhand (e.g., a whip in the right hand being used on the left flank). The use of a whip on a mount's head, neck, etc., is always excessive use.

- Severity—As a reprimand only, a mount may be hit hard. However, it should never be hit more than two times for any one incident. If a mount is marked by the whip (e.g., the skin is broken), its use is excessive.
4. End of the Reins (Trail only) - The use of the end of the reins must be for a good reason, at an appropriate time, in the right place, and with appropriate severity.
 - Reason—The end of the reins must only be used either as an aid to encourage the mount forward, or as a reprimand. It must never be used to vent a rider's temper. Such use is always excessive.
 - Time—As an aid, the only appropriate time is when a mount is reluctant to go forward under normal aids of the seat and legs. As a reprimand, the only appropriate time is immediately after a mount has been disobedient (e.g., napping or refusing). The end of the reins should not be used after elimination.
 - Place—As an aid to go forward, the end of the reins may be used down the shoulder or behind the rider's leg. As a reprimand, it must only be used behind the rider's leg. It must never be used overhand (e.g., the end of the reins in the right hand being used on the left flank). The use of the end of the reins on a mount's head, neck, etc., is always excessive use.
 - Severity—As a reprimand only, a mount may be hit hard. However, it should never be hit more than two times for any one incident. If a mount is marked by the end of the reins (e.g., the skin is broken), its use is excessive.
 5. Spurs—Spurs must not be used to reprimand a mount. Such use is always excessive, as is any use that results in a mount's skin being broken.
 6. Bit—The bit must never be used to reprimand a mount. Any such use is always excessive.
 7. Reporting—Officials must report such actions as soon as possible to the discipline ground jury, supported where possible by statements from witnesses.
 - Discipline ground jury—if such actions are reported, the discipline ground jury shall decide if there is a case to be answered. If an individual member of the discipline ground jury observes such actions, they are obliged to disqualify the competitor forthwith on their own authority. There is no appeal against a discipline ground jury's decision in a case of abuse.

Article 14—Dangerous Riding

1. Any competitor who rides in such a way as to constitute a hazard to the safety or well-being of the competitor, mount, other competitors, their mounts, spectators, or others will be penalized accordingly.
2. Any act or series of actions that in the opinion of the judge, TD, steward, or member of the discipline ground jury can be defined as dangerous riding shall be penalized at the discretion of the discipline ground jury.

SECTION I: USPC Uniform Officiation Rules

3. If such actions are reported, the discipline ground jury shall decide if there is a case to be answered. There is no appeal against a discipline ground jury decision.

Article 15—Safety

(Policy 0800) USPC is committed to safety while recognizing that equestrian activities are inherently dangerous. The USPC Safety Handbook is an excellent resource for making safety a priority at all rallies and Pony Club functions. This dedication to safety extends to requiring certain equipment be utilized during Pony Club activities and include:

1. Protective Headgear (Policy 0810): USPC requires members participating in mounted and some unmounted activities to wear a properly fitted equestrian helmet, securely fastened, containing certification that it meets the criteria established by the following international or national safety bodies:

- ASTM F1163-15 or ASTM F1163-23 with SEI Mark (North America) (required for USEF Competitions)
- SNELL Memorial Foundation E2021
- PAS 015-2011 with BSI Kitemark (United Kingdom)
- AS/NZS 3838 with SAI Global Mark (Australia and New Zealand)
- VG1 01.040 2014-12 BSI Kitemark and/or IC Mark (European)
- EN 1384 BSI Kitemark and/or IC Mark (European)

2. Safety Vest/Body Protector (Policy 0830): USPC requires wearing a properly fitted equestrian body protection vest (per manufacturer's guidelines) containing the standards and certifications that meet criteria established by specific safety bodies when jumping cross-country/solid obstacles during any activity sponsored by the USPC, its Regions, Registered Clubs, or Riding Center programs. A member may wear a body protector at their discretion for any mounted activity.

- ASTM F1937-04
- EN 13158:2018 BETA Level 1, Level 2, or Level 3

3. Medical Armbands and Bracelets (Policy 0820 and 0820P):

- USPC requires that members participating in any USPC affiliated mounted or unmounted activity, must wear either a medical armband or medical bracelet while participating in the activity. The member may choose which one to wear.
- Medical armbands must include a current completed copy of the individual's USPC or USEA Medical Card. It must be worn on the upper arm. If the member has small arms, they may safety pin the armband to their upper sleeve, (armbands are available for purchase from Shop Pony Club).
- Medical bracelets must visibly list these six items on them: name, date of birth, contact information, known allergies, current medications, and existing medical

conditions. More information is acceptable, but these six items are required to be on the bracelet.

- All officials on-site at the USPC mounted or unmounted activity are encouraged to work with the competitors to remind them of this requirement.
- Any member at a USPC-affiliated mounted or unmounted activity* found not wearing either a medical armband or medical bracelet must be removed from the activity until the member conforms to the policy requirement.

**Tetrathlon competitors will not be required to wear them while actually shooting or swimming but must have them visible and next to them for these activities and must wear them at all other times.*

4. Unmounted Footwear: When working in the barn or near mounts, unmounted footwear must meet all the following criteria:

- Thick-soled shoes/boots (short or tall)
- Cover the ankle
- In good condition
- Made of leather or synthetic materials
- Entirely closed
- Securely fastened
- Well-fitted to foot
- Sturdy construction (e.g., Ugg-type boots do not meet this requirement)

Examples: paddock/jodphur boots, rubber riding boots, rain boots/wellies, western boots.

5. Smoking: In the interest of barn safety, it is strictly forbidden for anyone to smoke in or around barn and stable areas.

Article 16—Heat-Related Information

(Policy 0900): USPC requires all Pony Club volunteers in a leadership position within Pony Club and especially anyone involved directly with mounted or unmounted lessons or activities to complete the Centers for Disease Control and Prevention (CDC) heat illness training module.

At all USPC activities, rally officials must consider the:

- Temperature and humidity using the "Heat Index Chart" (Appendix II).
- Time of day and season of activity.
- Level of exertion necessary for participation in the activity.

The Heat Index (HI) or "Apparent Temperature" is the temperature the body feels when heat and humidity are combined. This reduces the amount of evaporation of sweat from the body and outdoor exercise becomes dangerous even for those in good shape. Please refer to Appendix II.

SECTION I: USPC Uniform Officiation Rules

Steps to prevent heat-related illness include:

- Providing unlimited cool water for consumption in ALL areas, especially riding areas.
- Make water breaks mandatory.
- Do not depend on thirst as an indicator of the need for water.
- Avoid the hottest part of the day if this is an option.
- Consider shortening the length/level or exertion of the activity.

During rallies, the discipline ground jury (overall ground jury at Championships) is responsible for monitoring the Heat Index and taking appropriate action as necessary. Those actions could include, but are not limited to:

- Waiving of coats/jackets
- Banning of coats/jackets
- Altering of schedule

Any official can and should bring a potentially dangerous heat situation to the attention of the president of the ground jury. If coats/jackets are waived or banned the following processes should be followed.

Waived Coats/Jackets

When the temperature and humidity are recorded in the danger zone, removal of coats during warm up is mandatory.

If the rider wants to put their coat/jacket on for their competition round, they may leave their neckwear and helmet cover on during warm up.

If the rider does not want to put their coat/jacket on for their competition round, then they must remove all neckwear and their helmet cover during warm up.

Additional Information

- When coats are waived, the competitors must be turned out per Competition Attire (including coats/jackets) unless they choose to compete wearing Basic Riding Attire.
- Riders must wear a collared shirt with long or short sleeves if they are not wearing a jacket.
- T-shirts are not permitted.

Competitors must also remove neckwear and helmet covers on vented helmets if they do not wish to wear their jackets for their competitive ride.

Banned Coats/Jackets

When temperature and humidity are recorded in the danger zone and based on the decision of the discipline ground jury (overall ground jury at Championships), coats/jackets may be banned for the safety of competitors. If coats/jackets are banned, then competitors must remove coats/jackets, neckwear, and helmet covers for turnout inspections, warm up, and competition rounds.

Heat-Related Illness Return To Play

A member believed by a leader, coach, parent, or official of a USPC unmounted or mounted activity or competition to be suffering from heat illness shall be removed from play at that time and given appropriate treatment before being allowed to return to play.

Article 17—Concussion and Return to Play

(Policy 0900): USPC requires all Pony Club volunteers in a leadership position within Pony Club and especially anyone involved directly with mounted or unmounted lessons or activities to complete the concussion training module.

A member believed by a leader, coach, parent or official to have sustained a concussion during a USPC unmounted or mounted activity must be referred to medical personnel. Medical personnel, in conjunction with rally officials and organizers, will determine if a written release is required for the member to return to the competition.

Article 18—Unauthorized and Permitted Assistance

1. Unauthorized Assistance: Unauthorized assistance is help and/or assistance during the competition from anyone other than other competitors, HMJs, and rally officials. Unauthorized assistance can occur in-person or through the use of electronic communication, unless allowed by the specific discipline rulebook (e.g., coaches in certain situations).
2. If, in the opinion of a member of the ground jury, unauthorized assistance has been received by a competitor, that competitor may be eliminated from that phase of the rally, or in extreme cases, disqualified from the competition. The discipline ground jury makes the final decision. There is no appeal.
3. Permitted Assistance:
 - Adults may aid in the unloading of mounts and carrying of heavy gear into the stable area upon arrival, after which non-competitors must immediately leave the area.
 - After a fall of a competitor or dismount, they may be assisted to catch their mount, adjust their saddlery, remount, or be handed any part of their saddlery or equipment, including a whip, while they are dismounted or after they have remounted. Helmets must be replaced, and retention harnesses refastened before riders may remount.
 - A competitor may receive clarification of jumping penalties from an obstacle judge (e.g., after jumping a flag at a corner, the judge may clarify whether it was a run-out or not).
 - If bodily harm to mount and/or rider is imminent, assistance from anyone (official or otherwise), without concern for penalties, is expected. Time permitting,

SECTION I: USPC Uniform Officiation Rules

the situation should be brought to the attention of an official. If immediate intervention is necessary, then an official will be notified as soon as possible concerning the situation.

- If a mount is ill or injured, the owner/agent of the mount will be called in to discuss care.
- Exception for loose mounts in Mounted Games only: In Mounted Games, a loose mount may be caught by any competitor or official already in the arena when the loose mount is behind Lines A and C. However, only the mount's rider may enter the playing area to catch it.

Article 19—Excused

1. May also be called a "Technical Elimination"
2. To grant permission to, or request that a competitor leave the phase/round/game due to circumstances outside of the competitor's control (e.g., illness of rider, illness or lameness of mount)
3. Decided by
 - Inspection panel at mount inspection
 - Judge
 - Discipline ground jury
4. May not ride; therefore, will not receive any riding score during the excuse, but
 - May request a lameness recheck
 - Rider may request to compete in following phases/rounds/games after if illness passes.
 - Both the mount and rider shall stay on rally grounds (unless the mount is transported for medical reasons) and continue to participate with the team and continue to be scored in Horse Management.
 - If ill, mount will be moved to another area, if possible.

Article 20—Elimination

- Elimination means to exclude a competitor or mount, for cause, from judging consideration in a class/phase. Competitor not scored in a class due to a mistake (e.g., use of illegal equipment, violation of the rules of phase/rounds/games.)
- After elimination, the discipline ground jury, in consultation with the organizer, may allow participation in subsequent phases/rounds/games.
- Determined by judge or discipline ground jury.
- Refer to scoring of penalties for additional discipline-specific reasons for elimination.

Article 21—Disqualification

Disqualification is a punishment for misconduct arising from a deliberate attempt to contravene the rules and regulations of USPC applied at the discretion of the discipline ground jury. Any disqualified competitor and their mount may not take further part in the competition, including in Horse Management.

Reasons for disqualification include, but are not limited to:

- abusive or unsportsmanlike conduct
- obscene or inappropriate language
- the inappropriate or illegal use of drugs (other than those prescribed by a physician), alcohol, or tobacco (Article 8)
- rude and disruptive behavior
- cheating
- cruelty (Article 13)
- rough or dangerous riding
- knowingly riding a lame, sick, or exhausted mount
- misuse of equine medications (Article 12)

If a rally official identifies a competitor behaving in a way that could lead to disqualification, that official may issue a written warning to the competitor using Appendix VII, a Yellow Card. If the rally official believes the Yellow Card should have penalties attached to it, or that the competitor should be disqualified, they must refer the situation to the discipline ground jury.

The discipline ground jury shall investigate the situation and interview the competitor(s) and all applicable witnesses before making a final decision on penalty points.

If a Yellow Card with penalty points is assigned to a competitor, it may not exceed a 50% impact on the associated phase/round score if related to a single phase/round, or a 50% impact on the overall score. There is no appeal against a discipline ground jury decision on issuing a penalty points or disqualifying a competitor.

Refer to Section V for additional discipline specific reasons for disqualification and scoring (Discipline Rulebooks).

SECTION II: General Regulations

Chapter 1—Team Composition

Article 22—Team Formation

Regional Rallies

The district commissioner (DC) or center administrator (CA) of local clubs/centers are responsible for club/center team formation at regional rallies. A team made up of members from one local club/center remains the ideal and is always the goal. However, scramble teams made up of members from multiple clubs/centers are also acceptable. The DCs/CAs of the clubs/centers involved may assist the rally organizer in forming scramble teams. Regional Supervisors (RSs) may have final determination.

Championships

The RS (or individual designated by the RS) is responsible for marking (on the USPC website) all members who have earned eligibility for Championships regardless of their intent to participate.

As members register, the RS is responsible for putting together the teams based on the offered Championships divisions. A team made up of members at the same competition level and from one region remains the ideal and is always the goal.

Once registration closes, RSs lose the ability to merge teams. Based on the final competition numbers, the discipline secretary shall make the final adjustments to teams and scrambling of individuals without a full team. Requests for preferred teammates may be submitted but are not guaranteed. **The discipline secretary reserves the right to adjust teams as needed for the competition.**

Article 23—Team Configuration

1. Teams shall normally consist of 3 or 4 riding members and an unmounted stable manager. One member of the team will be designated as team captain. A competitor may serve as both the stable manager and team captain at the same time. The team members can all belong to one or possibly multiple divisions as determined by the rally organizer.
2. At the organizer's discretion, there may be an alternative configuration of teams based on entries.
3. The requirement of an unmounted stable manager may be waived at regional rallies by the RS.

Article 24—Team Captains

Each team entered in the competition shall have one member designated as team captain who shall act as spokesperson for the team. Only the team captain may lodge a protest on behalf of any team member (see Article 53).

The team captain is responsible for all communications between the team and rally officials. The team captain is the official spokesperson for the team. In the event of an inquiry, protest,

or appeal, the captain represents the team. The competitor involved should accompany the captain. It is the responsibility of team captains to ensure that their team members follow all rules and regulations of the competition and to transmit to them any changes or additional instructions provided by rally officials. Any withdrawal of a team member must be reported to the TD.

Teams losing a team captain to illness must designate another team member to take over the responsibilities of captain. If the original captain returns, they will resume the responsibilities of captain.

Article 25—Stable Managers

A non-riding stable manager is required at Championships. At regional rallies, non-riding stable managers are highly recommended. Riding stable managers may be allowed at the discretion of the RS. The stable manager works closely with the team captain to coordinate preparations for the rally, in addition to assisting in keeping the team organized and on schedule during the competition.

Article 26—Mount Specifications

All mounts entered in USPC Dressage rally must meet the requirements outlined in Article 9.

Article 27—Chaperones/Emergency Contacts

All competitors below the age of majority must have an official chaperone, 21 years of age or older, listed with rally organizers. All competitors above the age of majority must have an emergency contact, who is available during the competition, listed with the rally organizers. Please review the following criteria for chaperones and emergency contacts.

Chaperones

- Any team with a competitor under the age of majority must have an official chaperone, 21 years of age or older, designated for the competition.
- The chaperone will act as the contact person for that team and must always be on the rally grounds during competition hours.
- Several individuals may share one team's chaperone duties, but only one name will be listed as the official chaperone. All persons sharing this duty should be made aware of this name and answer to it.
- The chaperone should serve as a volunteer for the competition but may not assume coaching duties.
- Anyone serving as team chaperone must understand and agree to the duties outlined in Appendix III.

Emergency Contacts

- Any competitor above the age of majority must submit a completed Emergency Contact Form (Appendix III) with their entry.

SECTION II: General Regulations

- Those listed as an emergency contact must be available by phone during the competition.

Article 28—Coaches and Coaching

Dressage coaches are allowed, but not mandatory for all rallies. There may be one or more coaches per team. Coaches may not also serve as chaperone. The presence of a coach at a Dressage rally is to promote safety, good sportsmanship, and good horsemanship in the warm-up area and competition ring. Coaches are expected to help any Pony Club competitor who asks for assistance or whose coach is not present in the warm up area.

Competitors in a rally may also coach other competitors, providing they meet the following criteria:

- Must be 18 years of age as of January 1 of the competition year.
- No scheduling changes will be made to accommodate the coaches/competitors ride times.
- Competitor's responsibilities and mount's care always take precedence over coaching duties.

Dressage Coaches:

- Must read, understand, sign and return a Coaches Form with the team entry. (Appendix VI)
- Must know the USPC Dressage rules, especially regarding unauthorized assistance, (Article 18). Access to the team is limited and they may not enter the stable area except during authorized visiting times.
- At Championship competitions, coaches must attend the opening competitor briefing, and any coaches briefings.

Chapter 2—Competition Levels and Divisions

Article 29—Competition Levels

At regional rallies a rider may ride at any level offered, in which they feel their mount would be able to perform. Below are the most commonly offered levels at Dressage rally:

- Introductory
- Training
- First Level
- Second Level
- Third Level
- Fourth Level

Article 30—Competition Divisions

Competition divisions differ from competition levels in that competitors may be separated into divisions based on age and/or other parameters. A competitor's age is determined by their age as of January 1 on the year of competition. See Article 5 for more details on age minimums.

Junior Divisions—Up to and including 17 years of age

Senior Divisions—18 years of age and above

Note: Rally divisions can be combined based on entry numbers and approval of the organizer and regional supervisor. Junior competitors can always compete up a division as a senior to fill out a team. Senior competitors can never compete down in a junior division. Before combining junior and senior aged competitors on the same team, rally organizers must get written approval (Appendix IV) of the junior competitor and their parent/legal guardian. **This does not apply when combining division.**

Article 31—Championships Divisions—Minimum Age and Certifications

To be eligible for Championships, competitors must meet the age parameters and minimum certifications for the offered Championships divisions. Age is as of January 1 of the competition year, and there are no age and no certification exceptions to the below requirements. See Article 5 for more details on age and certification minimums.

Modified Championships Divisions

Division	Level	Age	Certification
Junior	Training Level	10-17	D-2 DR, EV, EV1, HSE, WST, WDR
Senior	Training Level	18+	
Junior	First Level & Up	10-17	
Senior	First Level & Up	18+	

Standard Championships Divisions

Division	Level	Age	Certification
Junior	Training Level	12-17	C-1 DR, EV, EV1, HSE, WST, WDR
Senior	Training Level	18+	
Junior	First Level & Up	12-17	
Senior	First Level & Up	18+	

EV1 - Also known as Eventing Phase 1 (formerly known as Eventing Flat). Please check your certification on your profile to be sure it is reflected properly.

Stable managers must meet the minimum age criteria of their division, and be a D-2 HM for modified divisions and a D-3 HM for all other divisions.

Note: Championship divisions and levels may be combined based on entry numbers and approval from Vice President of Activities (VPA) and the overall organizer.

Article 32—Championships Eligibility Process

Each individual Pony Club member who desires to compete at Championships must compete in a regional rally and be judged at the minimum HM level and same competition level in which they intend to compete at Championships. This constitutes the "individual eligibility" of the competitor.

SECTION II: General Regulations

Members wanting to become eligible for Championships must meet the below division criteria.

Modified Training Level

Complete a standard Dressage rally at the competition level and earn a minimum score of 55% on Test 2.

OR

If no standard Dressage rally is available, complete a modified Dressage rally and earn a minimum score of 55% on Test 2.

OR

If no modified Dressage rally is available, participate in a Dressage show and earn a minimum score of 55% on Test 2 and participate in a mounted standard regional rally as a rider or stable manager at or above the D-2 HM certification level.

Standard Training Level

Complete Test 2, Test 3, and a musical freestyle at a standard Dressage rally at the competition level. Earn a minimum score of 60% on Test 3.

OR

If no standard Dressage rally is available, participate in a Dressage show and earn a minimum score of 60% on Test 3 and complete a mounted standard regional rally as a rider or stable manager at or above the C-1 HM certification level.

Modified First Level and Up

Complete a standard Dressage rally at the competition level and earn a minimum score of 55% on Test 2.

OR

If no standard Dressage rally is available, complete a modified Dressage rally and earn a minimum score of 55% on Test 2.

OR

If no modified Dressage rally is available, participate in a Dressage show and earn a minimum score of 55% on Test 2 and participate in a mounted standard regional rally as a rider or stable manager at or above the D-2 HM certification level.

Standard First Level and Up

Complete Test 2, Test 3, and a musical freestyle at a standard Dressage rally at the competition level. Earn a minimum score of 60% on Test 3.

OR

If no standard Dressage rally is available, participate in a Dressage show and earn a minimum score of 60% on Test 3 and complete a mounted standard regional rally as a rider or stable manager at or above the C-1 HM certification level.

Article 33—Eligibility Requirements for C-3/B/A Certified Members

Certified C-3, B, and A members wishing to compete at Championships do not have to participate at a regional Dressage rally but must have permission of their RS.

Article 34—Exceptions to Competition Eligibility Requirements for Championships

Exceptions to the competition eligibility process are occasionally granted. There are no exceptions to minimum age and certification requirements. The process for requesting an exception is outlined on the USPC website. All requests for exceptions must be submitted by the RS to the review panel using the online application found on the USPC website.

Chapter 3—Presentation of Competitor and Mount

Article 35—Competitor Identification

Identification numbers (pinnies, bridle numbers, etc.) must be worn in a prominent manner on the competitor or mount, as designated by rally officials. Pinnies must always be worn in the barn area. Competitor nametags must always be worn, except when mounted.

Article 36—Competitor Attire

Each participant is responsible for organizing their own attire and equipment which must meet all safety requirements outlined in Article 15. Competitors should be neat and clean with inappropriate jewelry not permitted; see Horse Management Handbook for specifications. Participants must wear a medical armband or bracelet as specified in Article 15.3. A Pony Club pin must be worn at all times unless otherwise stated by rally officials. Felt can be placed behind pins using the below designations:

Certification	Felt Color
A.....	Royal Blue
H-A.....	Orange
B.....	Red
H-B.....	Brown
C-3.....	White
C-1 and C-2.....	Green
D-1 through D-3.....	Yellow

Depending on the activity, different attire expectations exist. The different situations and attire expectations are listed below.

1. General Barn Attire—Attire must be safe and free of rips and tears. Shirts must have sleeves to the point of the shoulder or longer and appropriate unmounted footwear.

SECTION II: General Regulations

2. Horse inspection (Jog Outs)—Attire must be safe, appropriate, neat, and clean. It must include a helmet (meeting USPC Helmet Policy, Article 15.1), and appropriate unmounted footwear (Article 15.4). Workmanlike and discipline appropriate attire including a tucked in collared shirt with pants/skirt/mid-length shorts/riding pants. If the pants/skirt has belt loops, a belt is required. Blue jeans are not acceptable for english discipline horse inspection attire.
3. Turnout Inspection and first round of competition—All competitors must present at turnout inspection in appropriate competition attire, including a jacket. Competitors may ride their Dressage test without a jacket, wearing a long or short sleeve shirt tucked in, with a collar, and without neckwear. Any competitors not seeking Championships eligibility may turnout and compete in appropriate competition attire or in basic riding attire as detailed below. Attire requirements may be adjusted based on excessive heat as detailed in Article 15. In inclement weather, competitors will be allowed to wear a helmet cover and a transparent or conservative colored raincoat.

Basic Riding Attire

Any competitors not seeking Championships eligibility may turnout and compete in appropriate competition attire or in basic riding attire as detailed below.

Unrated and D-1

Required	Permitted
<i>Helmet</i> —Any color meeting USPC Helmet Policy (Article 15.1).	<i>Belt</i> —Any type/color.
<i>Hair</i> —Hair should be neatly secured (away from the eyes) and may not cover competitor number.	<i>Gloves</i> —Any type/color.
<i>Shirt</i> —Collared shirt with sleeves and tucked in.	<i>Half-chaps</i> —Any type/color.
<i>Pants</i> —Long pants.	<i>Safety/Protective Vests</i> —Any color.
<i>Footwear</i> —Conventional type of riding footwear, that covers the ankles (short or tall) with a heel.	<i>Spurs</i> —As described in Competition Attire.

D-2 and Up

Required	Permitted
<i>Helmet</i> —Any color and meeting USPC Helmet Policy (Article 15.1).	<i>Gloves</i> —Any type/color.
<i>Hair</i> —Hair should be neatly secured (away from the eyes) and may not cover competitor number.	<i>Half-chaps</i> —Any type/color.
<i>Shirt</i> —Collared shirt with sleeves and tucked in.	<i>Safety/Protective Vests</i> —Any color.
<i>Pants</i> —Breeches, jodhpurs (with garters and/or pant clips) or riding pants.	<i>Spurs</i> —As described in Competition Attire.
<i>Belt</i> —If pants have belt loops, belts are required.	
<i>Footwear</i> —Conventional type of riding footwear, that covers the ankles (short or tall) with a heel.	

SECTION II: General Regulations

Competition Attire

This section is for those seeking Championships eligibility and for turnout inspections. All competitors must present at turnout inspection in appropriate competition attire, including a jacket.

Required	Recommended	Permitted	Not Permitted
<p><i>Helmet</i>—May be any color, with accents that meets USPC Helmet Policy (Article 15.1).</p> <p><i>Hair</i>—Hair should be neatly secured (away from the eyes) and may not cover competitor number.</p> <p><i>Shirt</i>—Shirt of any color and design with a collar and sleeves, tucked into pants.</p> <p><i>Neckwear</i>—Stock tie, choker, tie or integrated stand-up collar. Traditional stock ties require a stock pin, pre-tied stock ties may be worn with or without stock pin.</p> <p><i>Coat/Jackets/Vest</i>—Short riding coat of solid color, which may have pin striping or accents. A cutaway coat (modified tailcoat) with short tail is permitted. Competitors may compete without a jacket. In such cases, the shirt must be neatly tucked into the riding breeches.</p> <p><i>Pants</i>—Jodhpur or breeches. White or light color.</p> <p><i>Belt</i>—If pants have belt loops, belts are required.</p> <p><i>Footwear</i>—Conventional type of riding footwear, that covers the ankles (short or tall) with a heel. Through First Level, tall black or brown dress or field boots, or jodhpur/paddock boots with matching full grain smooth leather leg piece or leather-like material are allowed. Above First Level, competitor must wear tall black or brown dress or field boots.</p>	<p><i>Gloves</i>—Any solid color.</p>	<p><i>Safety/Protective Vests</i>—Any color.</p> <p><i>Spurs</i>—Must be english style, no longer than 2" including rowels. If curved, must be pointed down. "Dummy" spurs with no shank are allowed.</p>	<p>Full chaps and/or suede half-chaps</p>

Musical Tests Costume Attire

Required	Permitted	Not Permitted
<p><i>Helmet</i>—Any color meeting USPC Helmet Policy (Article 15.1).</p> <p><i>Footwear</i>—Conventional type of riding footwear with a heel that covers the ankles are required.</p> <p><i>Tack</i>—Tack must be under the guidelines listed in Article 37</p>	<p><i>Polo Wraps</i>—Polo wraps are allowed if they are part of the costume.</p>	<p>Long Capes</p> <p>Whips</p> <p>Clothing wrapped around the neck</p> <p>Clothing that can get tangled around the rider or the mount</p> <p>Items covering mount's body</p> <p>Prohibited tack as described in Article 37 is still prohibited, except polo wraps or other boots in certain circumstances.</p>

SECTION II: General Regulations

Article 37—Bits, Saddlery and Equipment

The following information is the most basic description of allowable bits, saddlery, and equipment for Dressage. Final determination of permitted and prohibited bits, saddlery, and equipment may require referencing the USEF Dressage Rulebook and Annex A which are both available on the USEF website for the most up-to-date information.

All competitors must turnout and compete per the specific bits, saddlery, and equipment rules outlined in this rulebook and the USEF Dressage Rulebook and Annex A. Any competitors not pursuing Championships eligibility may request bits, saddlery, and equipment allowances from the rally organizer and RS. (i.e., kimberwicke bits, grazing reins, standing martingale, etc.)

The following restrictions begin upon arrival on the competition grounds and continue throughout the duration of the rally.

Bits and Nosebands

1. All bits must be properly fitted and consistent with their intended use. For Training, First and Second Level tests, a plain snaffle bridle is required with a regular cavesson, a dropped noseband, a flash noseband (a combination of a cavesson noseband and a dropped noseband attachment) or a crossed noseband.
2. Except for the buckles and a small disk of sheepskin, which may be used in the intersection of the two leather straps of a crossed noseband, the headstall and cavesson/noseband of the bridle must be made entirely of leather or leather-like material. However, wear tabs on cheek pieces and reins may be made of non-leather or other material. A padded cavesson/noseband and crownpiece are allowed. Nylon or other non-metal material may be used to reinforce leather in the headstall, but must not come in direct contact with the mount. Elastic inserts are permitted in the cheekpieces only. A browband is required, and except for the parts that attach to the crownpiece or headstall, is not required to be made of leather or leather-like material. The crownpiece of the bridle must lie immediately behind the poll and may extend forward onto the poll, but it may not be fitted to lie behind the skull. **Please see USEF rule DR 121.3 on crownpieces regarding more info.** Bridles are not permitted in which the noseband is connected to the bit or cheekpiece below the level of the browband. A throatlatch is required except when the combined noseband or Micklem bridle are used.
3. For Third and Fourth Level tests same as above, or a simple double bridle (bridoon [snaffle] and bit [curb] and curb chain, cavesson noseband only). The curb "chain" can be made of metal, leather or a combination. A lip strap and rubber, leather, or sheepskin cover for curb chain are optional.

NOTE: Please see Appendix VIII for diagrams of accepted bits. Final determination of permitted and prohibited bits and saddlery may require referencing the USEF Dressage Rulebook and Annex A which are both available on the USEF website for the most up to date information.

Saddlery

An english type saddle with flaps and stirrups is compulsory for all tests. Stirrups must have closed branches. An english type saddle may be constructed with or without a tree but cannot have a horn, swell, gallerie, or open gullet. Australian, baroque, endurance, mcclellan, spanish, stock, or western saddles are not permitted nor are modified versions of these saddles. Saddle pads are optional, but should be white or of a conservative color. English-style stirrups, without attachments, or safety stirrups are compulsory. Safety stirrups must have closed branches of metal or other breakaway material. **Peacock stirrups are not permitted.**

Extra Equipment

- A. One whip no longer than 47.2 inches (120 cm), including lash, may be carried in the schooling area. One whip no longer than 47.2 inches (120 cm) including lash may be carried in all classes, except at USPC Championships classes, where no whips are allowed.
- B. Polo wraps are allowed in USPC Musical Freestyle, Pas de Deux and Quadrille tests.
- C. Shoes with or without cuffs that are attached with nails or glue and that do not extend past the hair line of the hoof are permitted.
- D. Fly hoods (ear covers) made of a thin (single, unpadding) layer of material, are permitted for competitions held in open-sided covered rings or outdoor rings in order to protect mounts from insects. The fly hoods should be discreet and should not cover the mount's eyes. After completion of the test, the rider or his representative is responsible for removing the fly hood to present to the designated ring steward for inspection to ensure that nothing prohibited (for example, special material) has been added to or is covered by the fly hoods to protect from sound.
- E. A nose net may be used in warmup and in competition provided the entry is accompanied by a signed letter from the mount's veterinarian. A copy of this letter must be attached to each test or class sheet. The letter must:
 1. Be written on the veterinarian's stationery and clearly state that the mount has been diagnosed with head shaking syndrome and the syndrome is improved with the use of a nose net.
 2. State the brand of nose net to be used. A list of U.S. Equestrian Federation approved Dressage nose net brands may be found on the USEF's website.

SECTION II: General Regulations

- F. Martingales, bit guards, any kind of gadgets (such as bearing, side, running, balancing reins, nasal strips, tongue tied down, etc.), any kind of boots (including “Easy Boots”), or bandages (including tail bandages), and any form of blinkers, earmuffs or plugs, nose covers, seat covers, and hoods are, under penalty of elimination, strictly forbidden.
- G. Rein additions or attachments are not permitted. Each bit must be attached to a separate rein and reins may only be attached to bits.

NOTE: Final determination of permitted and prohibited equipment may require referencing the USEF Dressage Rulebook and Annex A which are both available on the USEF website for the most up-to-date information.

Article 38—Competitor and Horse Inspections

Mounts must be well groomed. Braiding is optional, as long as it does not interfere with the competitor’s responsibilities to their mount. Mounts need not be shod, but their feet are expected to be in good condition and not in need of any attention upon arrival at the rally. The discipline ground jury may exclude unsafe, inappropriate, lame, otherwise unsound or exhausted mounts from the competition at any time during the rally.

Examinations of Mount and Rider Required at Dressage Rally:

1. Horse Inspections (Jog Outs):

Horse inspections are required at standard rallies and Championships and recommended for all rallies. Before the beginning of competition, the mounts must be examined for soundness in hand, by an inspection panel. All mounts shall be serviceably sound. Should the soundness of a mount be questioned, the matter shall be reported immediately to the TD, who shall request an inspection of the mount by the veterinarian. In the absence of the veterinarian, the judges or TD shall determine the ability of the mount to compete. All decisions by the veterinarian, TD, or judges regarding the soundness of a mount and its ability to compete are final.

- It is recommended that the president of the ground jury be present at the initial inspection.
- The discipline ground jury may, at its discretion, at any time, have any mount jog for soundness before the inspection panel.

2. Turnout Inspection:

Approximately 45-60 minutes prior to the first ride of the competition, all competitors will report to their turnout inspection. The rally organizer will designate turnout inspection times. At turnout inspection, competitors must wear the appropriate attire for their discipline and present their mount with all the equipment they will wear/use in the first ride of the competition. More details about turnout inspection requirements are listed in the HMM.

If multiple riders are sharing one mount:

- All riders using the same mount will present at the first scheduled turnout inspection time for the mount. If tack is removed or changed between riders, the mount must be returned to Horse Management for a safety check.
- Faults against a mount are received by all sharing that mount. Members will be judged individually based on their certification level.

3. Safety Check:

Safety checks occur before warmup of each subsequent ride. Failure to present for a safety check prior to a ride is cause for elimination. More details about safety check expectations are listed in the HMM.

SECTION III: Competition

Article 39—Competition Format

USPC Dressage rallies are competitions where teams compete against each other in both riding and Horse Management competition. USPC Dressage rally rules and procedures are based on USEF and USDF rules. Refer to the USEF or USDF website for additional clarification: www.usef.org, www.usdf.org.

Article 40—Competition Schedule

The following is a general schedule for a Dressage rally. Final schedules will be determined by number of tests performed and competition management.

1. Briefing—Competitors are responsible for knowing all information from all official briefings whether present or absent. At least one representative from each team must be present at every official briefing.
2. Mount Inspection (formerly jog out)—required at standard rallies and recommended for all rallies. Opportunity to inspect mounts for soundness.
3. Turnout Inspection—Each rider reports at the assigned time and location for the turnout inspection with the mount. Riders must present for turnout inspection in the exact attire and with all the equipment they will wear/use in the first riding phase of the competition.
4. First Dressage test
5. One or more subsequent tests of competition may occur on the same or later days. Prior to each additional ride, a complete Safety Check of each competitor's attire, mount, and equipment must take place.
6. Turnback—Following riding phases, there may be an official check (turnback) of the mount, tack and equipment used for that phase.
7. Awards

Chapter 1—Arenas

Article 41—Dimensions and Nature of the Competition Arenas

1. At Championships, all tests, including Freestyles, Quadrilles, and Pas de Deux, will be ridden in standard arenas.
2. The arena should be on as flat and as level ground as possible.
3. The standard arena is 60 meters long and 20 meters wide. The small arena is 40 meters long and 20 meters wide. USEF First Level tests and musical freestyles must be ridden in a standard arena. Only tests written for a small arena may be ridden in one. Arena measurements are for the interior of the enclosure. It is recommended that arenas be separated from the public by a distance of at least 15 meters. The enclosure itself should consist of a low fence about 0.3 meters high.

The fence should be such to prevent the mount's hooves from becoming entangled, and arena stakes, if used, must be covered by a ball or similar object so as to prevent injury. Rope, concrete, or unbreakable chain fencing is not allowed. The part of the fence at A should be easy to remove to let the competitors in and out of the arena in a suitable way. The part of the fence at A can remain open **during competition rides**. The letter A must be placed at least five (5) meters away from the arena. No publicity is permitted anywhere on the arena fence.

4. The letters outside the enclosure should be placed about 0.5 meters from the fence and clearly marked, so that the judges can note the exact point on the track opposite each letter, it is desirable to place a special marker on the fence itself, level with and in addition to the letter concerned. It is permissible to decorate the letters with flowers or greenery to enhance the appearance of the arena.
5. A separate enclosure (booth, tent, trailer, vehicle) should be provided for the judge and scribe. This must be placed outside the arena about five meters from the edge of the arena and in line with the center line running from the letter "A" to the letter "C." This enclosure should be raised at least 0.5 meters (20-inches) and for Freestyle Tests possibly a little higher above the ground to give the judge(s) a good view of the ring.
6. Where local conditions necessitate, use of a modified arena is acceptable as long as the dimensions of the arena to be used are clearly specified in the prize list.

Article 42—Schooling Area/Warm-Up

A schooling/warm-up area must be provided. The schooling/warm-up area should be near, but not necessarily next to, the competition arena. It does not have to be enclosed.

In cases where there is limited space for schooling/warm-up, the number of mounted allowed to warm-up at one time may be restricted by rally organizers.

Chapter 2—Types of Classes

Article 43—Technical Tests

1. A test begins with the entry at A and ends after the final salute, as soon as the mount moves forward.
2. Anything before the beginning or after the end of the test has no effect on the marks. The competitor should leave the arena in the way prescribed in the test.
3. After the sound of the bell, the competitor should enter the arena at A as soon as possible. Exceeding 45 seconds before entering the arena after the bell has sounded will entail elimination.

SECTION III: Competition

Article 44—Scoring of Technical Tests

1. The mark for each movement should first establish the fact of whether the movement is marginal (5 or below) or higher. The judge should state the reason for his judgment, at least when giving marks of 6.5 and below.
2. In case of a fall of mount and/or rider the competitor will be penalized by elimination for the test being performed.
3. If during the test (between the time of entry and the time of exit at A) the mount leaves the arena (all four feet outside the fence or line marking the arena perimeter), the competitor is eliminated.
4. Mounts entering the arena with their tongues tied down shall be eliminated.

Article 45—Musical Tests

The following applies to all musical tests (Musical Freestyle, Pas de Deux, Quadrille). Pas de Deux and Quadrille tests have additional parameters outlined later in this article.

A. Execution:

1. Performed in a standard dressage arena (20x60 meters).
2. Must be ridden from memory.
3. Riders are not required to submit a written copy of the ride.
4. The rider must signal the sound engineer within 45 seconds of the entry bell, or be eliminated. The rider must enter the arena within 30 of the start of the music, or they may be eliminated at the discretion of the judges. Exceeding 75 seconds before entering the arena after the bell has sounded will entail elimination.
5. An initial halt and salute and a final halt and salute are required for all tests.
6. Competitors must ride the test that corresponds with their declared level.
7. It is permissible to ride with the reins in one hand.

B. Judging:

It is judged according to technical execution (execution of compulsory movements) and artistic impression (harmony, choreography, degree of difficulty, musicality). Per competition level (as designated on the appropriate tests), there are required and forbidden movements. Please refer to the appropriate test.

C. Time:

1. There is no minimum for time for any musical tests. Maximum times are as below:
 - a. Musical Freestyle (all levels)—5 minutes
 - b. Pas de Deux (all levels)—5 minutes
 - c. Introductory Level Quadrille—5 minutes
 - d. Training-Fourth Level Quadrille—6 minutes

2. The bell or whistle will not be sounded at the end of the maximum time.
3. Movements performed after the time limit has elapsed will not be scored. One (1) point will be deducted from the total for artistic impression for exceeding the time limit.
4. Time begins when the mount moves forward after the competitor's halt and ends with the final halt and salute.

D. Music:

1. Music is mandatory. It is the responsibility of the competitor to select the appropriate music for the ride and present to the organizer in the format designated in the rally packet, or guidebook. Bringing several backup copies of the music is also highly recommended.
2. The rider may request a sound check of their music in advance of the class at a time agreeable to the organizer.
3. In case of rider's music failing during a Freestyle Test and in cases where there is no backup system, the rider must leave the arena after permission from the judge at C. The rider may decide whether to restart the test from the beginning or commence from the point where the music failed. Judging must restart at the point of interruption. In any case, the marks already given will not be changed.
4. If the music source fails, the competitor may (time permitting and at the discretion of the judge at C and management) **restart or be rescheduled**.
5. Each rider will be permitted one representative in the sound system booth to supervise the handling of the tape if so desired by the competitor.

E. Equipment and Turnout:

1. USEF regulation attire, tack and saddlery for all freestyle classes must comply with USPC Article 36 and Article 37, but no whips are allowed at USPC Championships.

Additional Pas de Deux requirements:

A. Execution of Pas de Deux:

1. Competitors must declare the level of their test on their entry.
2. Pas de Deux may be offered at any level, and both riders must be riding the Pas de Deux at the same level regardless of their competition level. See B.1 and B.2 below for guidelines.
3. The two riders must enter as a pair and salute simultaneously. The final halt and salute must be as a pair.

B. Requirements and Limitations of Pas de Deux:

1. The level entered may not be more than one level below the highest level at which the lower level mount of the pair is showing at that show. For example, a Fourth Level mount and a First/Second Level mount may enter a Pas de Deux ridden at no lower than First Level.

SECTION III: Competition

2. For Pas de Deux at First Level and Up, if the mounts are not the same level, the lower level mount determines which level the team may enter as determined by USEF rules.
3. A Pas de Deux may include all elements and movements except dressage movements found only in higher level tests of a higher level than that entered.
4. Any figures, pattern, combinations or transition composed of elements permitted in the declared level are permitted. There are no limitations on shape or combination of figures, even if the resulting configuration is found in higher levels.
5. Inclusion of Dressage movements “above the comparable Dressage level” will incur a penalty of four (4) points from the total points for technical execution. This deduction will be taken for each such forbidden movement (but not for each recurrence of the same movement, even if repeated several times)
6. Elements performed after the time limit (five minutes) has elapsed will not be scored, and a penalty of (1) point will be deducted from the total artistic impression.
7. In the case of a tie, the higher total for artistic impression will break the tie.

Additional Quadrille requirements:

- A. Execution:
 1. The use of commands of execution is allowed.
 2. Whistles may be used either by a caller on the ground or by a mounted rider.
 3. There is no set spacing which teams must use, and it can change from movement to movement. However, whatever it is, the spacing must be maintained by all.
 4. Riders may rise or sit the trot, but all should do the same in any given movement.
 5. Movements: Teams are not required to include each movement, figure, or transition on both hands. This does NOT apply to gaits. Trot and canter must be shown on both hands. Walk is not required on both hands. Any movement included in the Freestyle program must be performed by all members of the team. The beginning and end of the Freestyle should be executed facing “C” by a halt and salute. The letters of the arena serve as markers only. Movements or figures need not be executed at the letters. The design of the ride should be commensurate with the ability of the mounts and riders.
- B. Equipment and Turnout for Quadrille
 1. Polo wraps may be used, and if so, should be worn by all mounts on the team.
 2. Mounts should not have any decorations, other than matching polo wraps, saddle pads, and/or brow bands.

Article 46—Scoring of Musical Tests

Scoring of Musical Freestyle

- A. Two (2) sets of marks are given—one for technical execution and one for artistic impression. Each set of marks is totaled separately, then added together and converted to the final percentage score.
- B. Technical execution scoring can be given in full or half points. Artistic scoring can be given in tenth (.1) points.
- C. In the case of two or more judges, scores will be averaged and these averages will comprise the scores for technical execution and artistic impression.

Scoring of Pas de Deux

- A. Two sets of marks are given: one for technical execution (collective marks) and one for artistic impression. Each set of marks is totaled separately, then added together and converted to the final percentage score.
- B. Technical execution scoring can be given in full or half points. Artistic scoring can be given in tenth (.1) points.
- C. If there are two (2) judges or more, they all judge both the technical execution and the artistic impression.
- D. Failure to perform a required element will incur a deduction of one point for each omission. This deduction will be taken under required elements-technical execution.
- E. Inclusion of dressage movements “above the comparable dressage level” will incur a penalty of four (4) points from the “Total Points.” This deduction will be taken for each such forbidden movement (but not for each recurrence of the same movement, even if repeated several times)
- F. Elements performed after the time limit (five minutes) has elapsed will not be scored, and a penalty of (1) point will be deducted from the total artistic impression.
- G. In case of a tie, the higher score for artistic impression will break the tie.

Scoring of Musical Quadrilles

- A. Two sets of marks are given: one for technical execution (collective marks) and one for artistic impression. Each set of marks is totaled separately, then added together and converted to the final percentage.
- B. Technical execution scoring can be given in full or half points. Artistic scoring can be given in tenth (.1) points.
- C. If there are two (2) judges or more, they all judge both the technical execution and the artistic impression.
- D. In case of a tie, the higher score for artistic impression will break the tie.
- E. Anything performed after the time limit has elapsed will not be scored. One (1) point will be deducted from the total points for exceeding the time limit by more than 10 seconds.

SECTION III: Competition

Article 47—Optional Classes

1. Dressage Seat Equitation Classes may be offered according to the following specifications:

- A. Medium walk, working trot, and canter both ways of the ring must be performed. The rider's position, seat, and, specifically, the correct use and effect of the aids required by the Training and First Level Dressage tests are to be judged.
- B. The movements shall be performed by the exhibitors simultaneously; however, the judge may ask for independent tests as listed below.
- C. No change of mounts shall be required.
- D. Whips and spurs are allowed. Mounts shall be shown in plain snaffle.
- E. The size of a group shall be limited to no more than 25 riders. Groups may be divided into smaller sections, at the discretion of the judge(s), for safety and convenience. Judge(s) may limit the number of mounts required to canter at the same time, at their discretion.
- F. In judging the position, seat and use of aids, judge(s) may include the following movements and exercises as required at Training and First Level:

May be ridden as a group:

- 1. Free walk
 - 2. Transitions from one gait to the next in both directions
 - 3. Transitions from walk to halt and vice versa
 - 4. Change of direction across the diagonal, down the centerline, across the arena, and/or by making a half-circle at the walk or trot
- G. Additional tests from which judge(s) may choose no more than two movements and exercises, as required at Training and First Level, to be ridden in small groups or independently:
- 1. Transitions from trot to halt and halt to trot with or without stirrups
 - 2. Leg yield
 - 3. "Stretching" on a 20 meter circle at the trot
 - 4. Serpentine at the trot
 - 5. Shallow loop serpentine with counter canter
 - 6. Trot lengthening and/or canter lengthening
- H. Only the rider is judged, however, lameness of mounts will be penalized.
- I. Judge(s) are required to give a final percentage score only for the riders placing in the class, plus two reserves, except when two or more judges officiate separately. When judges officiate separately, final percentage scores from each judge must be given to all riders competing in the class.

J. USEF Dressage Seat Equitation score sheets must be used. The final score for each rider must be posted at the conclusion of the class.

K. Rider scores and placing will be determined by averaging the total scores from each judge.

L. Dressage division rules will apply, in particular:

- 1. Saddlery, Equipment, and Dress as required for First Level
- 2. Unauthorized assistance is prohibited
- 3. Use of voice will be penalized
- 4. Mounts may be disqualified for lameness

M. Competition Ring

- 1. Classes may be held in an enclosed ring that is larger than a standard Dressage arena, if available. If such a space is not available, an open school area is permitted. If classes must be held in a Dressage arena, it must be at least 20m x 60m, and no more than 6 mounts shall be asked to canter at the same time.
- 2. Test of Choice may be offered at local and regional rallies and at Championship; the participant may ride any test of any level.

Chapter 3—Rules Governing the Dressage Test

Article 48—Judging of Test

- 1. At their discretion, the judge may stop a test and/or allow a competitor to restart a test from the beginning or from any appropriate point in the test if some unusual circumstance has occurred to interrupt a test.
- 2. Any resistance, which prevents the continuation of the test longer than 20 seconds, may be penalized by elimination. However, resistance that may endanger the rider, mount, judges, or public will result in elimination earlier than within twenty (20) seconds.
- 3. Videotape may not be used to dispute a judge's decision.
- 4. A test may be re-ridden if it has been interrupted by weather, emergency, or failure of sound and music in a Musical Freestyle, Pas de Deux, or Quadrille. The decision to allow a test to be re-ridden lies with the judge, and must be in consultation with the discipline ground jury. A competitor who leaves the ring for any reason during a test without asking permission of the judge may be eliminated.

Article 49—Calling of Tests

At regional rallies, the calling (reading) of tests for all competitors at all levels is allowed, at the discretion of the organizer and regional supervisor. At Championships, all tests must be ridden from memory.

SECTION III: Competition

If a test is called, it is the responsibility of the competitor to arrange for a person to announce the test. Unless an exception is made by the judge, the calling of the test must start with the first movement. Lateness and errors in calling the test will not relieve the rider from “error penalties.” Calling the test is limited to reading the movement as it is written once only **in the order written on the test**. However, the repetition of the reading of a movement is acceptable if there is reason to doubt that the rider heard the original call. Calling of these tests in a foreign language must receive prior consent of the organizer and/or regional supervisor and the discipline ground jury. All Musical Freestyle Tests, Pas de Deux, and Quadrilles must be ridden from memory.

Article 50—Voice

The use of the voice in any way whatsoever or clicking the tongue once or repeatedly is a serious fault involving the deduction of at least two marks from those that would otherwise have been awarded for the movement where this occurred.

Article 51—Errors

1. When a competitor makes an “error of the course” (takes the wrong turn, omits a movement, etc.), the judge at C will sound the bell (or whistle) warning the rider of the error. The judge shows them, if necessary, the point at which they must take up the test again and the next movement to be executed, then leaves them to continue by themselves. However, in some cases when, although the competitor makes an “error of the course” the sounding of the bell would unnecessarily impede the fluency of the performance (for instance if the competitor makes a transition from Working Trot to Medium Walk at V instead of K or trotting up the center line and halts at L instead of X), it is up to the judge to decide whether to sound the bell or not. However, if the bell is not sounded at an error of course, or error of test in which the movement or a requirement of the movement is repeated and the error occurs again, only one error is recorded. If a rider performs in a rising trot when a sitting trot is required, or vice versa, the bell must be sounded and the rider warned that this is an error that accumulates if repeated, leading to elimination at the third occurrence.
2. Every “error of the course” whether the bell is sounded or not, must be penalized, except as noted above:
 - A. The first time by 2 points
 - B. The second time by 4 points
 - C. The third time the competitor is eliminated. However, at the discretion of the judge, the rider may continue to finish the test. If the competitor’s continued presence in the ring is about to interfere with the start of the next scheduled ride, then the judge must excuse them from the ring.
3. When the competitor makes an “error of the test” (trot rising instead of sitting; at the salute does not take the reins in one hand, etc.) they must be penalized as for an “error of the course.” In principle, a competitor is not allowed to repeat a movement of the test unless the judge decided on an error of course (rings the bell). If, however, the rider has started the execution of a movement and attempts to do the same movement again, the judge must consider the first movement shown only and, at the same time, penalize for an error of course.
4. If the judge has not noted an error, the competitor has the benefit of the doubt.
5. The decision as to whether or not an error of course has been made will be that of the judge at C. The other judges’ scores will be adapted accordingly upon approval of the judge at C.
6. The penalty points are deducted on each judge’s sheet from the total points obtained by the competitor.

SECTION IV: Scoring

Article 52—Points and Penalties

In each round, competitors are scored utilizing positive points earned for each movement listed on the test. Positive points (marks) awarded by the judge are multiplied by the corresponding coefficient where applicable. All positive points are totaled. Penalties for errors are subtracted from the totaled good marks to give the corrected total. The percentage score is calculated by taking the corrected total and dividing by the maximum points possible for the specific test. The resulting percentage score will be used as the rider's positive point score for the test (i.e., 130 points / 200 possible points = .65 or 65%). Total final results must be published in marks as well as in percentages with numbers to three places after the decimal point.

$$\text{Percentage Score} = 100 \left(\frac{\text{good marks} - \text{errors}}{\text{total marks possible}} \right)$$

Positive Points

All movements and certain transitions from one to another that have to be marked by the judge(s) are numbered on the judge's sheets. They are marked 0 to 10, 0 being the lowest mark and 10 being the highest.

The scale of marks is as follows (half points are allowed for all tests):

10. Excellent
9. Very Good
8. Good
7. Fairly Good
6. Satisfactory
5. Marginal
4. Insufficient
3. Fairly Bad
2. Bad
1. Very Bad
0. Not executed

"Not executed" means that practically nothing of the required movement has been performed.

Penalties

Errors of the course and errors of each test (Article 51) are cumulative.

Error penalties are assessed as follows:

- A. First error: 2 points.
- B. Second error: 4 points, for a total of 6 points, (2 + 4 = 6).
- C. Third error: Elimination

Penalties for use of voice are not cumulative and should be confirmed with the judge, not assumed. (Article 50)

Article 53—Inquiries, Protests, and Appeals

- Only competitors have the right to dispute scores and only competitors can participate in the process. Any non-competitor involvement in the process is considered unauthorized assistance.
- Competitors may only inquire about their team/individual scores.
- Inquiries are encouraged if there are any scores with which the team does not agree or understand, or if they feel a mistake has occurred. Any disputes regarding scores are to be made following the procedures as stated in the governing documents.
- All inquiries, protests, and appeals must be made in a polite and courteous manner. Abuse of these procedures or rude behavior may be penalized up to and including elimination and/or disqualification.
- The process will include verbal inquiry, written inquiry, written protest and written appeal and use Appendix I.

Horse Management

Horse Management Verbal Inquiry

Verbal inquiries may be initiated if the team captain/individual competitor does not agree or understand or if they feel a mistake has been made. Horse Management verbal inquiries are made to the CHMJ following the posting of scores.

Inquiries must be:

Initiated within 30 minutes from the time the score sheet(s) are posted by the CHMJ, and made in person by:

- The team captain, if competitor is on a team. The competitor involved may go with the team captain.
- The competitor involved (if competing as an individual).

If the team captain is riding when scores are posted and will not be available within the allowed thirty-minute period, another team member may notify the CHMJ that an inquiry is likely.

At the end of the required 30 minute inquiry period, the CHMJ must:

- Make any necessary adjustments/changes to scores based on the outcome of any inquiries that may have been made and are settled. (Only the CHMJ may adjust points as a result of inquiries.)
- Transcribe any changes in scores to the HM master score sheet and turn in master score sheet to the rally scorer.
- No further inquiries will be permitted, except for transcription errors. Transcription errors are a discrepancy between actual scores shown on Horse Management sheets and scores posted by the scorer.

SECTION IV: Scoring

Horse Management Written Inquiry

Written inquiries may be initiated if the team captain/individual competitor disagrees with the CHMJ's decision on a verbal inquiry. Written Inquiries are made to the TD/steward via the rally office.

Written inquiries must be:

- Made in writing, using the official Horse Management Written Inquiry Form.
- Signed by the team captain/individual competitor.
- Contain the references to the rules covering the reason for the inquiry.
- Delivered within 30 minutes of the CHMJ decision on the verbal inquiry to the rally office.

Mounted Competition

Mounted Competition Scoring Written Inquiry

Written inquiries may be initiated if the team captain/individual competitor does not understand or if they feel a mistake has been made. Mounted competition written inquiries are made to the TD/steward following the posting of scores.

Inquiries must be:

Initiated within 30 minutes from the time the score sheet(s) are posted and made in person by:

- The team captain, if competitor is on a team. The competitor involved may go with the team captain.
- The competitor involved (if competing as an individual).

If the team captain is riding when scores are posted and will not be available within the allowed thirty-minute period, another team member may notify the rally office that an inquiry is likely.

Written Protest to the Discipline Ground Jury

If a team does not agree with the TD/steward's decision on a written inquiry, they may advance a written protest (utilizing the existing written inquiry form) to the discipline ground jury.

The decision must be made while the team is sequestered and within 10 minutes after the TD/steward's announcement of the decision to the team.

Written protests must be:

- Initiated by:
 - A. The team captain, if competitor is on a team. The competitor involved may go with the team captain.
 - B. The competitor involved (if competing as an individual).
- Made within 10 minutes of the TD/steward's announcement of the decision to the team.

Frivolous Protest

During a rally, each team is allowed one "free" protest to the TD/steward. After the first, the TD/steward may present to the discipline ground jury any protest presented in which the decision of the judge was upheld and which the TD/steward deems frivolous and not in the spirit of good sportsmanship. Any protest deemed frivolous may be assessed 5 **penalty** points by the discipline ground jury.

If any score change results, the chief scorekeeper must be notified by the official making the decision and changes recorded scores.

The discipline ground jury will meet, review the Written Inquiry/Protest Form, make a decision, document the decision on the original Written Inquiry/Protest Form, and report its decision.

THE DECISION OF THE DISCIPLINE GROUND JURY IS FINAL AT **LOCAL AND** REGIONAL RALLIES.

Written Appeal to the Championships Overall Ground Jury

If a team does not agree with the discipline ground jury's decision on a written protest, they may advance an appeal (utilizing the existing Written Inquiry Form) to the Championships overall ground jury.

The team's decision to appeal must be made while the team is sequestered and within 10 minutes after the announcement of the discipline ground jury's decision to the team.

Appeals must be initiated by:

- The team captain, if competitor is on a team. The competitor involved may go with the team captain.
- The competitor involved (if competing as an individual).

THE DECISION OF THE CHAMPIONSHIPS OVERALL GROUND JURY IS FINAL.

Article 54—Scoring of Excused

Mounts excused after the beginning of competition will receive elimination scores for all of the following rounds, unless they are later judged to be sound and allowed to compete again.

Article 55—Scoring of Elimination

Any ride judged as an elimination shall be scored, as a final percentage score, of 20.00% (20.00 positive points).

1. Mount and rider combination shall be eliminated from the competition or from the current or next class depending on which is closest to the time the incident occurred (for all other), under the following circumstances:
 - A. Misrepresentation of entry or inappropriate entry
 - B. Dress code violations inside the competition ring
 - C. Use of illegal equipment (Article 37)

SECTION IV: Scoring

- D. Unauthorized assistance (Article 18)
 - E. Three errors of the course and/or test (Article 51)
 - F. Fall of mount or rider
 - G. Mount's tongue tied down (Article 37)
 - H. Late entry into the arena
 - I. All four feet of the mount leave the arena with or without the rider (Article 44)
 - J. Marked lameness (Article 38)
 - K. Resistance of longer than 20 seconds (Article 48)
 - L. Concern for the safety of rider, other competitors or their mounts
 - M. Evidence of blood on a mount in the competition arena shall be cause for elimination from the class by the judge at "C." Evidence of blood on a mount outside the competition arena shall be cause for elimination by competition management, after consultation with the technical delegate, from either the last class in which the mount competed or next class in which it is scheduled to compete, depending on which is closest to the time the incident occurred. Environmental causes such as insect bites shall normally not be cause for elimination.
 - N. Schooling in a closed dressage arena after it has been prepared for competition and before the actual competition.
 - O. Failure to wear a competitor number (Article 35)
 - P. Not wearing a helmet when mounted (Article 15.1)
 - Q. Any situation where a direct rule violation can be cited. Where a violation cannot be cited, a competitor is not eliminated.
2. Only the officiating judge may eliminate a competitor for a rule violation listed under this article, only from the test in question, and (except for late entry into the arena) only after the competitor has entered the arena.
 3. Authority for rule enforcement outside the competition rings rests solely with the competition discipline ground jury. Competition discipline ground jury has the authority to eliminate for use of illegal equipment during a test that is discovered after the competitor has left the arena.

Article 56—Scoring of Disqualification

The discipline ground jury may disqualify a competitor and/or a team from competition, for the reasons stated in Article 21. The discipline ground jury may decide to issue a Yellow (Warning) Card in lieu of disqualifying a competitor. Decisions of the discipline ground jury are only appealable at Championships.

1. If a Yellow Card is assessed to a competitor, it may or may not include penalty points. The discipline ground jury can assess penalties ranging from 0 up to the maximum penalties as defined below. Any assessed penalties should be included in the "Other" column on the scoresheet and are deducted

from the positive point score prior to combining them with the Horse Management Score.

Single Test Infraction—The maximum number of penalties assessable for infractions related to a single test is 50 penalties.

Full Competition—For infractions related to the entire competition, the maximum number of penalties possible is calculated by multiplying the number of tests ridden during the competition by 50.

2. Competitors (or teams) who are disqualified from competition shall have all their scores from the competition stricken. If the disqualification of a competitor causes an already short team to become a shortened team, then shortened team ghost scoring will apply. If a stable manager is disqualified, all the team's accumulated Horse Management points will be split evenly among the remaining team members.

Disqualified competitors and their mounts may not take further part in the rally and may be asked to leave the grounds. A disqualified competitor/team may not receive an award.

Article 57—Team Scoring

1. Based on the number of mounted competitors, teams may or may not have a drop score. Four rider teams will drop the worst (lowest) score for each round of tests. Three rider teams will keep all three scores from each round. If Horse Management ghost scores are needed, those will be calculated per the current Horse Management Handbook.

Team totals will be calculated by totaling final riding scores with the Horse Management Bonus Score for the team totals. The final score is calculated using the below formula.

Overall Score = Riding Score + HM Bonus Score

HM Bonus Score = Maximum HM Score—(Total HM Penalties X multiplier)

The Maximum HM Score and the multiplier vary according to the number of rounds

- For a four-round rally, HM Bonus Score = 300—(Total HM Penalties X 3)
 - For a three-round rally, HM Bonus Score = 225—(Total HM Penalties X 2.25)
 - For a two-round rally, HM Bonus Score = 150—(Total HM Penalties X 1.5)
2. In extraordinary circumstances when a short team (three rider team) becomes a shortened team (two rider and one stable manager) prior to the start of competition, the following team scoring will take effect.
 - A. In the event of the competitor being removed completely from the team, ghost Horse Management scores will be determined per the Horse Management Handbook.

SECTION IV: Scoring

Ghost riding scores will be determined by averaging the riding scores of the two remaining competitors.

- B. In the event of the competitor no longer being able to participate in the riding portion of the competition, they shall continue to earn Horse Management scores, and ghost riding scores will be determined by averaging the riding scores of the two remaining competitors.

NOTE: The above scoring is not to be used in a 4 person team's loss of a rider or mount. Only to be used with a 3 person team rather than losing a team completely from the rally.

Article 58—Individual Scoring

While rallies are normally scored only as teams, there are some instances when the tabulation of individual scores is necessary. To determine an individual's score:

1. The percentage scores of each competitor's rides will be added together.
2. The total scores, including all Horse Management scores, will be added from the competitor's positive riding score.
3. The winning individual is that individual who has the highest total score after all scores have been added. In the event of a tie, the tie will be broken first by the best Dressage score, then by the best Dressage collective marks, and, finally, by the best Horse Management score.

Article 59—Posting of Scores

Depending on the length of the rally, scores may be posted multiple times during the rally or just once. Any time scores are posted there is a 30-minute inquiry period where competitors can inquire regarding the scores (Article 52). After the final inquiry period, the only changes that can occur are if a transcription error has occurred. Following the final inquiry period, final scores for all competitors must be posted for review by competitors, parents, coaches, etc.

Any time scores are posted during the competition, there will be an announcement of official score posting and time.

Article 60—Placing of Teams

The winning team is that with the best (highest) final score after riding scores and the Horse Management bonus score are added together.

Ties:

In a team competition, ties will be decided on the following conditions:

1. Add each individual competitor's test scores to get a total individual score, then rank the individuals on the team. The team whose third-ranked competitor has the highest total score wins the tie.
2. Add the collective marks for each individual from all tests to get a total collective mark score for each rider, then rank the individuals and add total collective mark scores for the top 3 riders on the team. The highest total of all collective marks for the top three riders in all rides wins the tie.

Awards:

Overall team and Horse Management awards are usually presented at mounted rallies. Other awards may be also be given and all awards must be published in the prize list.

NOTE: A disqualified mount/rider combination may not be placed or receive an award.

SECTION V: Officiation

Overview

The use of appropriately licensed (USEF, USDF, etc.) officials is always preferable. Regarding standard rallies, appropriately licensed officials may be required. However, realizing that not every area has Pony Club-oriented licensed officials easily available, rally organizers are asked to utilize suitably experienced personnel to fill official positions. Organizers needing help are encouraged to reach out to the Competitions Committee (refer to www.ponyclub.org/about/contact/committees-activities to find contact information). These resource people, available by e-mail, can help with courses, officials, or other questions.

Article 61—Rally Organizer

The rally organizer serves as the manager of the competition. They must be on the grounds during competition and available to rally officials in the event a problem arises concerning the facility or equipment. Rally organizers do not participate in the officiation, unless required due to extenuating circumstances. They must engage individuals necessary to fill all official capacities at the competition. Full details and job descriptions for rally organizers are available in the Rally Organizer's Guide.

Article 62—Technical Delegate

The technical delegate (TD) oversees the technical and administrative arrangements for a competition. They are responsible for knowing and enforcing the rules of the competition. The TD is the person to whom an inquiry is presented by the team captain in the event of a question regarding mathematical errors or scoring irregularities. If the initial inquiry to the TD fails to resolve the question at hand, the discipline ground jury then makes a final decision. The TD may not be a member of the discipline ground jury.

1. The organizer shall appoint a knowledgeable person to serve as TD. USPC highly recommends the TD be licensed by USEF or by a comparable association.
 - A. The TD shall act with complete impartiality and report to the organizer and USPC, protecting the interests of competitors, judges, officials and the competition organizers. The TD shall have no connection with the management or judging of a competition.
 - B. No TD may officiate at any competition in which a member of their family, any owned mounts, or their students are competing.
 - C. No competition shall be organized and held without the presence of a TD.
2. The duties, powers, and responsibilities of the TD are defined as follows:
 - A. To protect the interests of competitors, judges, and rally organizers
 - B. Ensuring the Dressage rally is organized and managed in strict compliance with the USPC Dressage Rulebook

- C. Inspecting arenas and warm-up areas
 - D. Supervising the horse inspection jog(s)
 - E. Once the competition begins, the TD is responsible for accounting for the presence of all competitors and mounts on rally grounds. Any withdrawals of mounts or riders must be reported to the TD as soon as possible
 - F. Supervising the technical conduct of the competition
 - G. Reporting any infraction or violation of the competition rules and regulations to the organizer by any competitor, coach, manager, competition official, staff member or any other person present on the competition grounds, and seeing that immediate action is taken
 - H. Furnishing USPC with a complete written report on the competition, including any infractions or violations of the rules, within three days following completion of the competition. (See Appendix V.)
3. The TD is authorized to insist on alterations to arenas and/or the facility if, in their opinion, the arenas and/or facility do not comply with the established limits for the competition. If the arena or facility is considered unsuitable for competition, the TD is encouraged to confer with the organizer and/or judge(s) before insisting on alterations;
 4. The TD shall have no duties other than those specified above and in Uniform Officiation Rules.

Article 63—Discipline Ground Jury

The discipline ground jury is the group that adjudicates the rally. The discipline ground jury makes proper inquiries into both sides of cases in all protests concerning decisions made by the TD and other officials during a rally.

The discipline ground jury shall be composed of the chief judge, the CHMJ, and one other Pony Club knowledgeable person as appointed by the rally organizer. The following persons are ineligible to serve on the discipline ground jury:

1. Any competitor, manager, chaperone, coach or owner of a mount entered in the competition
2. Any close relative of a person named in item 1. above
3. Any instructor or trainer of any competitor or mount entered in the competition
4. The organizer or any member of the organizing committee
5. Any other Horse Management judge from that competition
6. The TD

Duties of the Discipline Ground Jury:

1. The discipline ground jury is ultimately responsible for the judging of the rally and for settling all problems that may arise during its jurisdiction. Together with the TD and organizing committee, the discipline ground jury shall ensure that all arrangements for the rally, including that all competition areas are appropriate. If, after consultation with the TD, the discipline ground jury is not satisfied with the arrangements or areas, it has the authority to modify them.

SECTION V: Officiation

2. The discipline ground jury will be responsible for determining objections against decisions by technical personnel, including judges and time-keepers, and may substitute their judgement for that of any judge or official, whether or not in favor of the competitor.
3. The discipline ground jury oversees all phases of a rally and determines whether competitors may continue in the next phase, after eliminated or excused.
4. The members of the discipline ground jury are obliged to be on the grounds from the official rally opening until awards have been made.
5. Any member of the discipline ground jury has the duty and authority at any time during the rally to disqualify any competitor who is unfit to continue because of physical exhaustion or impairment, abusive or dangerous behavior. There is no appeal against such a decision.

Article 64—President of the Discipline Ground Jury

For standard rallies, the president of the ground jury must be the chief Dressage judge.

Article 65—Championships Overall Ground Jury

At Championships (when multiple disciplines are competing at the same time and on the same facility), there will be an overall ground jury composed of three to five persons to include: the Vice President of Activities, the Championships Horse Management Organizer, and one or more knowledgeable mount persons designated by the organizer, one of whom will be designated president.

The purpose and duties of the Championships overall ground jury include:

- Determine dress requirements for turnout inspections and competition; and responsibility for waiving of dress requirements when the heat/humidity index so indicates
- Decide issues that affect all disciplines at the Championships, so as to promote uniformity among the competitions
- Handle instances regarding the uniform application of disciplinary action for poor sportsmanship, cruelty, or misbehavior by a competitor
- Make a proper inquiry into both sides of the cases in all appeals concerning decisions made by the discipline ground jury, or referred to the Championships Overall Ground Jury by the discipline ground jury

The decision of the overall ground jury is final.

The following may not serve on the Championships overall ground jury:

- Anyone serving as a TD
- Anyone serving on a discipline ground jury

- Anyone serving as a CHMJ for the competition
- Anyone serving as a judge for the competition

Article 66—Horse Management Judges

1. All rallies must include judging of Horse Management. Horse Management shall be judged in accordance with current USPC Horse Management Handbook. At all events, Horse Management judges will judge safety standards throughout the day.
2. The horse management judges shall be responsible for conducting stable, turnout and turnback inspections.
3. Horse management judges shall be responsible for safety checks. The safety checks will be performed in assigned areas, as close to warm up and competition areas as feasible.

Article 67—Chief Horse Management Judge

One member of the rally horse management staff will be designated as the CHMJ. If the rally is a standard rally for Championships, the CHMJ must be selected from the CHMJ list on the USPC website.

Article 68—Dressage Judges

The rally organizer shall appoint all judges. At a standard rally, it is strongly recommended that regional rally judges be select from the current USEF list of judges. At regional rallies (with approval of the organizer) graduates of the USDF L Program, graduate or current As, or qualified mountmen may also judge. (See also guidelines for judges). At Championships, Dressage judges shall be selected from the current USEF Roster of Dressage judges.

Article 69—Inspection Panel

An inspection panel made up of the president of the discipline ground jury (the chief judge), the CHMJ, and a veterinarian or other qualified mount person, will officiate over the horse inspections (jogging). The veterinarian's decision shall be final when a judge or the steward requests an inspection or examination as to the serviceable soundness of a mount. In the absence of a veterinarian, the judges or the steward shall have the right to excuse a mount from further participation on the grounds of unsoundness.

Article 70—Veterinarian

1. The veterinarian should be a part of the inspection panel for all horse inspections.
2. Regional competitions should have a qualified veterinarian present or on call for all phases of the competition.
3. The veterinarian shall assist the organizer in all matters pertaining to the health and welfare of the mounts at the competition.
4. The veterinarian, when required to be present at a competition, shall have the right to inspect and examine any mount at the competition. The judges or the steward may request an inspection or an examination of any mount.

SECTION V: Officiation

5. The veterinarian's decision shall be final when a judge or the steward request an inspection or examination as to the serviceable soundness of a mount. In the absence of a veterinarian, the judges or the steward shall have the right to excuse a mount from further participation on the grounds of unsoundness.

Article 71—Chief Scorekeeper

1. The chief scorekeeper is responsible for prompt and accurate scorekeeping. The judges and timekeepers provide factual data for the chief scorekeeper to use in the calculation of scores and place standings.
2. Accurate, up-to-the-minute scorekeeping is very important to keep the competitors, officials and spectators informed. Therefore, the judges and the chief scorekeeper shall work in close cooperation with the announcer.
3. The chief scorekeeper shall appoint such assistants as they may require for the work. All scoring shall be conducted with complete impartiality.

Article 72—Required Medical Personnel

For mounted rallies—An EMT-Basic (paid or volunteer) is required on-site one hour prior to the first ride of the rally and stay until riding concludes for the day. The EMT or rally organizer must be aware of the closest ambulance and hospital locations.

The EMT must:

- Have CPR certification and license to perform basic assessment and non-invasive treatment.
- Not have any other duties at the mounted rally.
- Have a reliable means of communicating with the local EMS service and knowledge of the nearest hospital.
- Have direct communication with all riding areas, especially those out of view.
- Coordinate with the rally organizer on how to handle injured parties.

Additional Information:

- An EMT who is Intermediate or Paramedic level, both meets and exceeds the minimum requirement.
- Facility requirements may exceed the minimum USPC EMT requirement.
- Rallies run as recognized events may exceed the minimum USPC EMT requirement.
- An on-site ambulance is highly recommended, but not required.

This page left blank intentionally

SECTION VI: Appendices

Appendix I: Mounted Competition Scoring Inquiry/Protest/Appeal Form

Remember

- Only competitors have the right to dispute scores and can participate in this process.
- For Horse Management score questions, a verbal inquiry must have been made to the CHMJ before this form can be used.
- After submission to the TD/steward, no additional information can be added by the team.

Date: _____ Discipline: _____ Division: _____ Team #: _____

Team Captain Name and Phone Number: _____

Team Member # for Protest: _____ Team Member Certification: _____

State infraction and provide points assessed:

Statement of Protest:

References (Name reference and page number):

Signature of Team Captain/Competitor: _____

SECTION VI: Appendices

Appendix I: Mounted Competitions Inquiry/Protest/Appeal Form (continued)

Written Inquiry/Protest/Appeal Review

For Official Use Only

Written Inquiry Disposition: Date/time: _____

Approved: _____ Denied: _____ Points awarded if any: _____

Technical Delegate: _____

CHMJ (if HM related) _____

Team Captain: _____

Requesting Advance to Protest Yes: _____ No: _____

Protest Disposition: Date/time: _____

Approved: _____ Denied: _____ Points awarded if any: _____ Penalty, if any: _____

Discipline Ground Jury: _____

Team Captain: _____

Requesting Advance to Appeal (Championships ONLY) Yes: _____ No: _____

Appeal Disposition: Date/time: _____

Approved: _____ Denied: _____ Points awarded if any: _____ Penalty, if any: _____

Discipline Ground Jury/Appeal Committee (Championships ONLY): _____

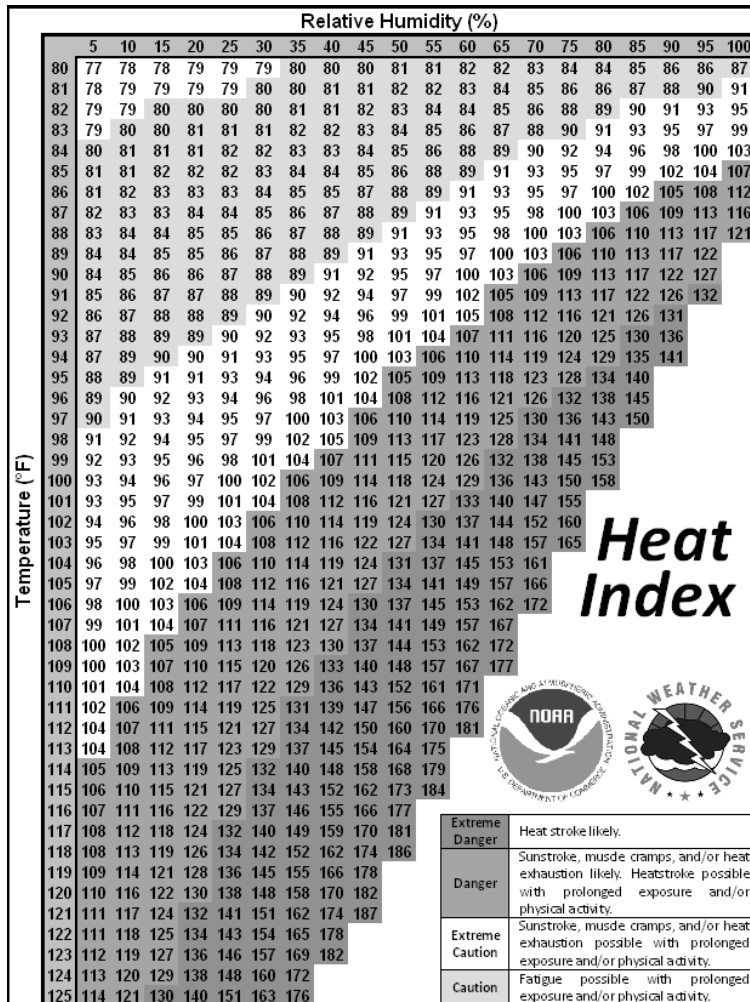
Team Captain: _____

Received by Scorer: (to indicate receipt and adjustment of a change)

SECTION VI: Appendices

Appendix II: Heat Illness and Heat Index Chart

HEAT ILLNESS	Symptoms	What to do
Heat Stroke	<ul style="list-style-type: none"> • Confusion • Fainting • Seizures • Excessive sweating or red, hot, dry skin • Very high body temperature 	<ul style="list-style-type: none"> • Contact Medical Personnel, EMT, or Call 911 <p><i>While waiting for help:</i></p> <ul style="list-style-type: none"> • Place person in shady, cool area • Loosen clothing, or remove outer clothing • Fan air, place ice packs in armpits, apply cool compresses • Provide fluids (water)
Heat Exhaustion	<ul style="list-style-type: none"> • Cool, moist skin • Heavy sweating • Headache • Nausea or vomiting • Dizziness • Light Headaches • Weakness • Thirst • Irritability • Fast Heart Beat 	<ul style="list-style-type: none"> • Place person in shady, cool area • Provide fluids (water) • Cool person with cold compresses, ice packs, fans
Heat Cramps	<ul style="list-style-type: none"> • Muscle Spasms 	<ul style="list-style-type: none"> • Rest in cool, shaded area • Drink water • Wait a few hours before returning to play



This chart is based upon shady, light wind conditions.
Exposure to direct sunlight can increase the Heat Index by up to 15°F.

SECTION VI: Appendices

Appendix III: Chaperone and Emergency Contact Information

Team Chaperones vs. Emergency Contacts

When competitors under the age of majority (minors) participate in a rally, there will be a designated “Official Team Chaperone.” In the situation of scramble teams, the official team chaperone will be appointed by the rally officials and will be so noted in the rally program. The team chaperone serves as the team contact **during the** rally and a responsible guiding presence to prepare the team for success. Competitors who are above the age of majority (adults) participating in a rally will not have a designated chaperone but must submit the name and contact information for their emergency contact.

Team Chaperones

Time Commitment

The official team chaperone is responsible for team members during the hours of competition and on competition grounds only (from arrival on grounds until departing rally ground at beginning and end of each day of competition).

Transportation, Driving and Lodging

- Decisions to allow a competitor that is a minor to drive or not, who they can or cannot ride with, who they can or cannot have in a vehicle that they are driving, where they stay at night and with whom they stay, and who is to be responsible for a competitor are all decisions that must be made by the parent/legal guardian. These decisions are not a decision of USPC, their region, club/center, or the rally organizer. Specific arrangements must be made by and between the parent/legal guardian and the adult assuming any of these responsibilities in the absence of the parent/guardian.

Preparing Your Team for Success

- Initiate contact with all team members prior to leaving for the competition and gather cell phone numbers as appropriate. In cases of scramble team members, request contact information from the rally secretary. Share this information with team captain and/or stable manager.
- Encourage the team to have meetings prior to leaving for rally. Be sure all members of a scramble team are included in the decision-making process, either by email or phone contact, if a distance away.
- Discuss team equipment, review all rules that apply and any decisions regarding snacks, drinks, plans for meals, etc. Determine how the team members plan to provide snacks and drinks (i.e., each team member contribute a sum of money to a pot or each member is assigned specific items to bring). If each is contributing money, it must be collected before the rally. Be sure to know who is bringing cooler(s), as to avoid a trip to the local store.

- Plan arrival time at the competition site and any details such as arrangements for ordering bedding, if needed, and who is assigned to do this (again collect money in advance if needed).
- On the first day of the rally, gather the team together before they separate for the night and make plans for the next day. Include a review of their competition schedule and how they can best work together to help each other prepare.
- Determine a regular meeting place and de-brief the team at the end of each day of competition. Take this opportunity to offer words of praise, acknowledge their accomplishments, and encourage the sense of teamwork and team building. Guide the team towards constructive criticism and steer them away from finger pointing. Have the team make plans for the next day concerning time they will arrive on the competition grounds, who will feed mounts the next morning, who will re-supply the tack room cooler with ice, drinks and snacks (get requests for drinks/snacks) and make the plans for lunch. Be sure any plans for cooler and/or lunch delivery follow any requirements as stated in the competition entry and they understand the plan. Have the team leave with a plan for the next day in place before they go off for an evening of relaxation.

Emergency Contacts

Anyone listed as an emergency contact for a competitor should be reachable by phone for the duration of the competition. Emergency contacts do not need to be on the competition grounds, but ideally are also within driving distance of the competition in the case of an emergency.

SECTION VI: Appendices

Chaperone Form

To be completed by the chaperone and turned in with the rally entry for USPC members below the age of majority.

The primary function of the "Official Team Chaperone" is to ensure that there is a contact person for every USPC member below the age of majority, on the grounds for the duration of the competition.

While multiple Chaperone Forms may be turned in for a single team, only one person will be designated the Official Team Chaperone. If the Official Team Chaperone must leave the grounds during the competition, they must delegate the team chaperone duties to another responsible adult, making it clear that they are to respond to rally officials and any team members in your absence.

Chaperone duties shall include:

1. Be present and available to rally officials and all team members for the duration of the competition.
2. Being in contact with parents/guardians for all team members during competition hours.
3. Being in contact with all team members and their parents/guardians outside of competition hours.

4. Have copy of and be familiar with the current discipline rulebook and the current Horse Management Handbook. Rulebooks available for download from www.ponyclub.org.
5. Be aware that USPC members are required to wear a current, up to date USPC medical card/bracelet on their arm at all USPC activities.
6. Be familiar with the effects of heat and humidity and the potential risk for heat related illness. Take an active role in helping to keep all team members well hydrated and take every opportunity to encourage water breaks.
7. Uphold USPC Substances and Weapons Policy which prohibits the inappropriate or illegal use of any substance, including but not limited to drugs or alcohol, by anyone participating in any manner. Weapons of any kind are forbidden. Refer to About/About the Organization/By-Laws, Policies and Resolutions on www.ponyclub.org for the full policy statement.
8. Remember that administration of medications is the sole responsibility of the parent/guardian.

I have read and understand the duties of a chaperone as listed above.

Chaperone for the following team or individual(s)

Name of Chaperone: _____

Signature: _____

Cell Phone Number: _____

Date: _____

SECTION VI: Appendices

Appendix III: Emergency Contact Form

for USPC Members Above the Age of Majority

The age of majority is the threshold of adulthood in law. As USPC members above the age of majority are adults in the eyes of the law and therefore responsible for themselves; USPC does not require a "chaperone" for these members at competitions. USPC does require that members above the age of majority submit Emergency Contact information for each competition. Age of majority varies per state.

**Denotes required.*

USPC Member*: _____ Current Age*: _____ State of Residence*: _____

Competition Name*: _____ Competition Date*: _____

Emergency Contact Name*: _____

Emergency Contact Relationship to Competitor*: _____

Emergency Contact Home Phone Number*: _____

Emergency Contact Cell Phone Number*: _____

An additional Emergency Contact can be included, but is not required.

Secondary Emergency Contact Name: _____

Secondary Emergency Contact Relationship to Competitor: _____

Secondary Emergency Contact Home Phone Number: _____

Secondary Emergency Contact Cell Phone Number: _____

Section VI: Appendices

Appendix IV: Junior/Senior Team Formation

PERMISSION FOR JUNIOR COMPETITORS TO PARTICIPATE IN A RALLY ON A TEAM WITH SENIOR COMPETITORS

When merging a member under the age of 18 on a team with member(s) 18 years of age or older, written permission should be obtained by the person configuring the team. This form can be used for written permission, but other methods (email, etc.) are also acceptable. Written permission should be maintained with the rally entry paperwork.

This agreement acknowledges that _____ and their parent(s)/legal guardian(s) agree to the participant's placement onto a rally team with:

_____ (Name of Senior Participant) _____ (Name of Senior Participant)

_____ (Name of Senior Participant) _____ (Name of Senior Participant)

at _____ rally.
(name of rally)

PARTICIPANT NAME (Print): _____ DATE OF BIRTH: _____

PARTICIPANT SIGNATURE: _____ DATE: _____

PARENT/GUARDIAN NAME (Print): _____

PARENT/GUARDIAN SIGNATURE: _____ DATE: _____

*PARENT/GUARDIAN NAME (Print): _____

*PARENT/GUARDIAN SIGNATURE: _____ DATE: _____

Note: Combining junior and senior teams into one division is not the same as combining junior and senior members onto one team. Junior competitors can always compete up a division as a senior to fill out a team. Senior competitors can never compete down to a junior division. Before combining junior and senior aged competitors on the same team, rally organizers must obtain the permission of the junior competitor and their parent(s)/legal guardian(s).

*Second parent/guardian signature if applicable.

SECTION VI: Appendices

Appendix V: USPC Dressage Rally TD's Report

This form is also available electronically on the Rulebook page of the USPC website.

**=information required; circle yes or no when you see (yes/no).*

TD/Steward's Name * _____ Phone * _____

TD/Steward's Email Address * _____

TD/Steward's License number and affiliation _____

Rally Organizer's Name * _____ Phone * _____

Rally Organizer's Email Address * _____

CHMJ Name* _____ Phone * _____

CHMJ Email Address * _____ Number of AHMJ's* _____

Rally Information

Region * _____ Rally Start Date * _____ Rally End Date * _____

Rally locations (please include all if multiple) _____

Is this a standard rally? * _____

Rally Report

Did you have a CURRENT copy of the discipline rulebook? * (yes/no)

Was the entire rally conducted according to these rules? * (yes/no)

Did you have any problem with a stated rule? * (yes/no)

Did you have a situation for which there was not a written rule? * (yes/no)

Did anyone receive a Yellow Card during the rally? * (yes/no)

Were any competitors disqualified during the rally? * (yes/no)

If you said YES to any questions in this section, please explain. _____

Rally Management

Were medical personnel & equipment (EMT, ambulance) on the grounds during mounted activities and on call at all times? * (yes/no)

Were any accident reports filed? * (yes/no)

Were there any safety concerns? * (yes/no)

If there were safety concerns or accident reports filed, please explain. _____

SECTION VI: Appendices

Rally Experience

Were briefings held? **(yes/no)**

Do you feel you were given the materials to do your job effectively * **(yes/no)**

Do you feel you were given all the materials to do your job effectively? * **(yes/no)**

If you answered NO to any of the questions in this section, please explain. _____

Rally Competitor Numbers

Please check all the circles of divisions you offered. Please include any division offered not listed here in "Other".

- Jr. Introductory
- Sr. Introductory
- Jr. Training Level
- Sr. Training Level
- Jr. First Level & Up
- Sr. First Level & Up
- Other _____

How many competitors were there in total? * _____

Rally Official Information

President of the Ground Jury's Name * _____ Phone * _____

President of the Ground Jury's Email Address * _____

President of the Ground Jury's License number and affiliation _____

Judge's Name* _____ Phone* _____

Judge's Email Address* _____

Judge's License number and affiliation _____

Second Judge's Name _____ Phone _____

Second Judge's Email Address _____

Second Judge's License number and affiliation _____

Do you have any additional comments or thoughts you would like to share? _____

Please email to events@ponyclub.org or mail to
Activities Department • United States Pony Clubs • 4041 Iron Works Parkway • Lexington, KY 40511
859.254.7669 • Fax 859.223.4652 • www.ponyclub.org

SECTION VI: Appendices

Appendix VI: Dressage Coaching Guidelines Form

Each coach should have a copy and a signed copy submitted with entries. Photocopy as necessary.

Penalties for violating these coaching guidelines will be assessed by the discipline ground jury and/or overall ground jury under the rules governing unauthorized assistance. Any coach not adhering to the rules set forth below may be removed from their position for the duration of the phase and/or competition.

Coaches are recommended for Dressage rallies and Championships. There may be one or more coaches per team; the organizer or ring steward may limit the number of coaches in a warm-up area at any given time.

Agreement

By signing this form, you:

- Agree to be familiar with and observe all USPC By-Laws, Policies and competition rules.
- Agree to be governed by Horse Management guidelines as expected of competitors, including appropriate attire, footwear and conduct.
- Agree to adhere to the USPC **Policy 0710**, Conflict of Interest and Code of Ethics, in all your actions and decisions.
- Agree to conduct yourself in a fair and courteous manner.

Coaches Must

- Check in as requested and attend any official coaches' briefings.
- Be familiar with, understand and comply with the current USPC discipline and Horse Management rules.
- Be aware of the welfare of mount and rider.
- Wear identification as provided by the organizer/secretary during the competition times.
- Follow all discipline coach parameters outlined in the discipline rulebook.
- Assist competitors in learning and understanding all rules pertinent to the competition.
- Help any Pony Club competitor who asks for help or who is present without a coach.

All phase coaches must sign that they have read this sheet:

I _____ have read and agree to follow the USPC Dressage Rulebook and above guidelines for coaching.

Printed Name: _____ Signature: _____

Date: _____ Cell Phone: _____ Email: _____

Please list the competitors/teams you are coaching:

1. _____ 3. _____
2. _____ 4. _____
3. _____ 6. _____

Coaches Must Not

- Enter the barn except during authorized visiting times.
- Interfere with the immediate care of the mount under penalty of elimination of the competitor.
- Coach in a manner that interferes with the warm-up of other competitors.
- Be the organizer, and member of the organizing committee or any other official of the competition.
- Be a team chaperone.
- Be a regional supervisor at a regional competition.

Coaching Duties

- Warming-up competitors for competition in the designated warm-up areas only.
- In addition, a coach may lead a competitor's mount into the arena area.
- Coaches may observe but not participate in (unless requested), soundness checks or horse inspections.
- Meet with the team to discuss ride times, planning, and how to best utilize the coach within the team.

Communications between Coaches and Competitors

- Coaches may communicate with the competitors during the official briefing and any subsequent briefings as required by the organizer and in the warm-up area prior to and following the competitor's ride.
- Coaches may accompany competitors during their ride, arena inspection, course walks or any other subsequent times competition areas are open for warm-up, during which they may give advice and coach.

Competitors who wish to Coach while Competing

Championships competitors who are 18 years of age as of January 1 of the competition year may coach other members recognizing that:

- No scheduling changes will be made to accommodate coaching/riding times.
- Care of mount and other competitor responsibilities take precedence over coaching.

SECTION VI: Appendices

Appendix VII: Dressage Yellow (Warning) Card

UNITED STATES PONY CLUBS

A yellow warning card may be issued by a rally official at a USPC competition to any competitor, spectator or participant for improper conduct, or for noncompliance with the rules. If the offence is considered egregious, the discipline ground jury may decide to assess penalty points to accompany the Yellow Card as outlined in Article 21 and 63.

Important information to know about the issuance of a Warning (Yellow) Card:

1. A Yellow Card is a warning with possible attached penalty points given for any infraction that is a disqualifiable offense.
2. A Yellow Card may be, but is not required to be given before the disqualification of a competitor or team.
3. A Yellow Card that incurs penalty points that will be recorded in the "Other" column of the scoresheet.
4. There is no appeal against receiving a Yellow Card.
5. A copy of any Yellow Card issued must be sent to the Activities Department, events@ponyclub.org.

Issued to: (Name) _____ Competitor # _____

Region/Club/Center: _____

Address: _____

City/State/Zip: _____

At the following competition: _____

Date/Time of incident: _____

Description of incident: _____

(please use back of page if necessary)

Issuing Official: (print) _____ Position: _____

Signature: _____ Date: _____

Phone: _____ Email: _____

Please email to events@ponyclub.org or mail to
Activities Department • United States Pony Clubs • 4041 Iron Works Parkway • Lexington, KY 40511
859.254.7669 • Fax 859.223.4652 • www.ponyclub.org

SECTION VI: Appendices

Appendix VIII: Permitted Bits and Nosebands

NOTE: Final determination of permitted and prohibited bits and saddlery may require referencing Annex A on the USEF website for the most up-to-date information, and double bridle specifications.

A. PERMITTED SNAFFLES* (Bits pictured and described below are **allowed** for all tests and classes at Second Level and below and optional in Third and Fourth Level Tests.)

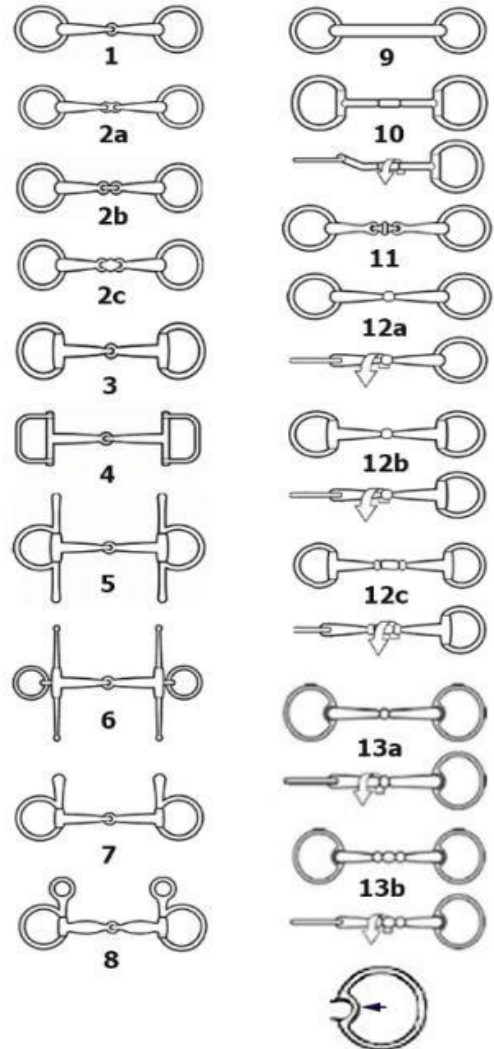
1. Loose ring snaffle with single joint.
2. (a, b, c) Loose ring snaffle with double joint. Middle piece should be rounded.
3. Eggbutt snaffle with single joint.
4. D-ring snaffle with single joint.
5. Eggbutt snaffle with cheeks (full cheek).
6. Loose ring snaffle with cheeks (Fulmer).
7. Snaffle with upper **or lower** cheeks (half cheek).
8. Hanging cheek snaffle (Baucher).
9. Straight bar snaffle. Permitted also with mullen mouth and eggbutt rings.
10. Snaffle with rotating mouthpiece.
11. Double-jointed snaffle with rotating middle piece.
12. (a, b, c) Rotary snaffle bit with rotating middle piece.
13. Rotary snaffle bit with rotating middle piece and looped rings.
- 13c. Close up of looped ring (arrow).

All bits must be smooth with a solid surface. Twisted bits, bits with "bumps", bits with uncovered wire or cable, and bits that place mechanical restraint upon the tongue are prohibited. Joints that could trap or pinch the oral tissues are not permitted.

A. Snaffle bits

A snaffle is a non-leverage bit with the rein attached at the level of the mouthpiece. The rein and cheekpiece attach to the same ring and can rotate freely around that ring. Exception: hanging cheek snaffles.

1. A snaffle bit may be a combination of any mouthpiece and any cheekpiece pictured in Figure 121.1 and should be attached only as shown.
2. The mouthpiece of a snaffle bit must be made of metal, flexible rubber, or synthetic material. A metal mouthpiece may have a covering of rubber or plastic (in manufactured state), but the bit cannot be modified by adding latex or other material. Leather or leather covered bits are prohibited. The contours of the bit must conform to those of the bits pictured in Figure 121.1. When joint(s) are present in the mouthpiece, they may lock.

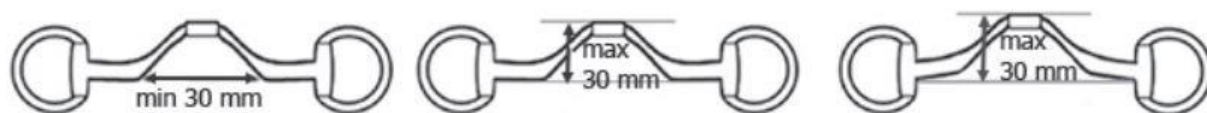


3. The snaffle mouthpiece must have a minimum diameter of 10 mm where it meets the rings or cheeks. Snaffles used in Young Horse and Children's classes must have a minimum diameter of 12 mm. Exception: for ponies, the diameter may be less than 10 mm for riders of any age.
4. A snaffle bit may be unjointed, single-jointed, or double-jointed. The center link in a double-jointed snaffle must be smooth and curved on all surfaces as in a lozenge-shaped link. It may not have the effect of a tongue plate. Dr. Bristol and French link bits are not allowed. The center joint or link may be tilted in a different orientation from the mouthpiece and may have a bushing, barrel, coupling, or ball joints. The


SECTION VI: Appendices

surface of the center piece must be solid or have only one rolling part in the center of the mouthpiece, as pictured in Figure 121.1.


- The mouthpiece of a jointed or unjointed snaffle may be shaped to allow tongue relief. The maximum height of the deviation is 30 mm from the lowest part of tongue side to the highest part of the deviation. The widest part of the deviation must be where the mouthpiece contacts the tongue and must have a minimum width of 30 mm (Figure 121.2). Ported snaffles that do not meet these specifications are prohibited.
- The upper cheek of a hanging cheek (baucher) snaffle (measured from the top of the mouthpiece to the top of the upper cheek) may not exceed five centimeters.



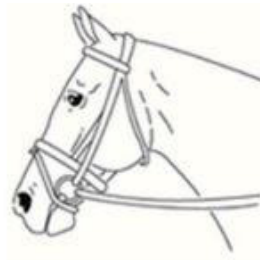
Measurement of tongue relief for a snaffle bit. The widest part of the deviation must be where the mouthpiece contacts the tongue and must have a minimum width of 30 mm (left). The maximum height of the deviation is 30mm from the lowest part of tongue side to the highest part of the deviation (center and right).



cavesson
noseband



dropped
noseband



flash
noseband



Mexican (figure 8, crossed)
noseband

A noseband is required and may be a regular cavesson or noseband with an adjustable back piece or chin strap, a dropped noseband, a flash noseband (combination of a cavesson and an attached dropped noseband), or a Mexican (figure-8, crossed) noseband (Seen above).

Please refer to Annex A on the USEF website for more info on permitted bits, saddlery, and equipment.

SECTION VI: Appendices

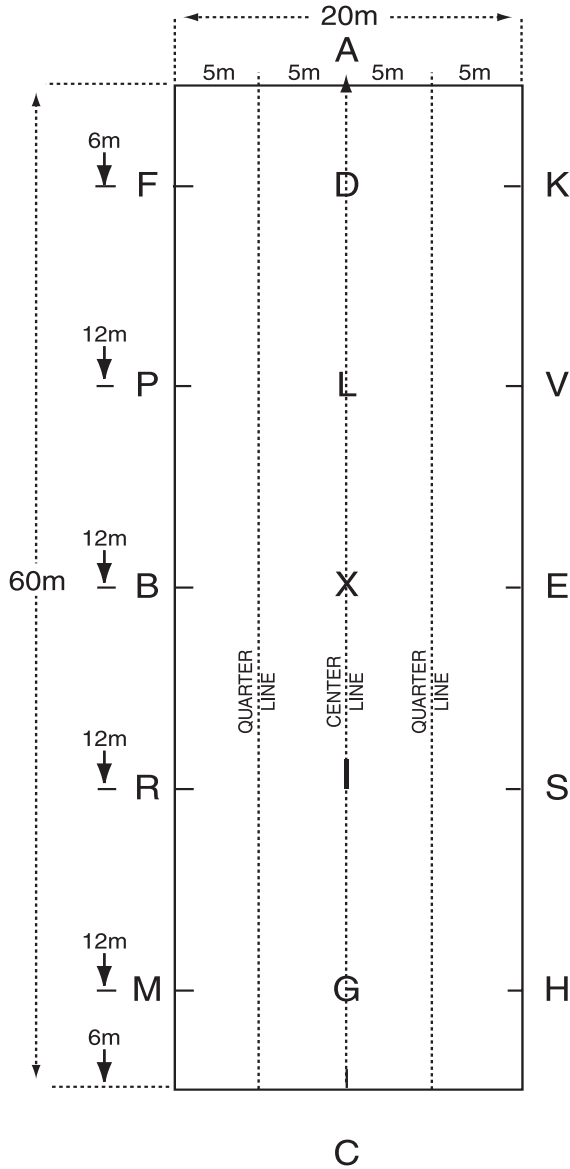
Appendix IX: Dressage Arenas

Standard Arena

(20M X 60M)

Diagonal Length:

63.25m = 207'6"

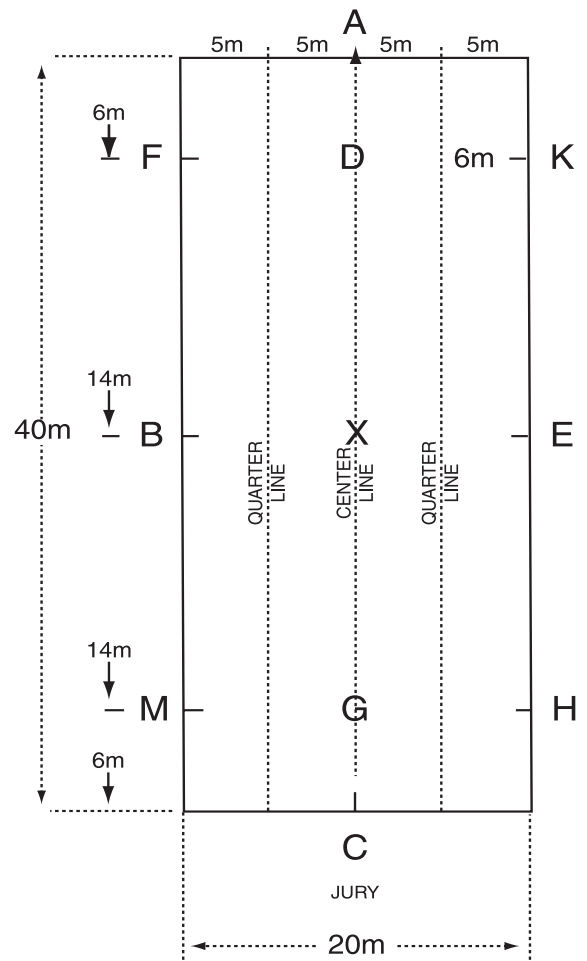


Small Arena

(20M X 40M)

Diagonal Length:

44.72m = 146'9"



See the Dressage section of the Rally Organizer's Guide for information on setting up Dressage Arenas.